

THE TOP 600

Overview [p. 2](#) // Market Analysis [p. 2](#) // New Contracts [p. 2](#) // Profitability [p. 2](#) // Past Decade's Revenue [p. 3](#) // Specialty Analysis [p. 3](#) // Top 600 Dialogue [p. 5](#) // Top 50 Electrical Firms [p. 7](#) // Top 50 Mechanical Firms [p. 8](#) // Top 20 Masonry Firms [p. 9](#) // Top 20 Concrete Firms [p. 9](#) // Top 20 Wall & Ceiling Firms [p. 9](#) // Top 20 Utility Firms [p. 9](#) // Top 20 Glazing & Curtain-Wall Firms [p. 10](#) // Top 20 Painting Firms [p. 10](#) // Top 20 Excavation & Foundation Firms [p. 10](#) // Top 20 Roofing Firms [p. 10](#) // Top 20 Asbestos Abatement Firms [p. 11](#) // Top 20 Demolition & Wrecking Firms [p. 11](#) // Top 20 Sheet-Metal Firms [p. 11](#) // Top 20 Steel Erection Firms [p. 11](#) // How to Read the Tables [p. 12](#) // The Top 600 [p. 13](#) // Firm Directory [p. 25](#) //

NUMBER 28



POWERING UP

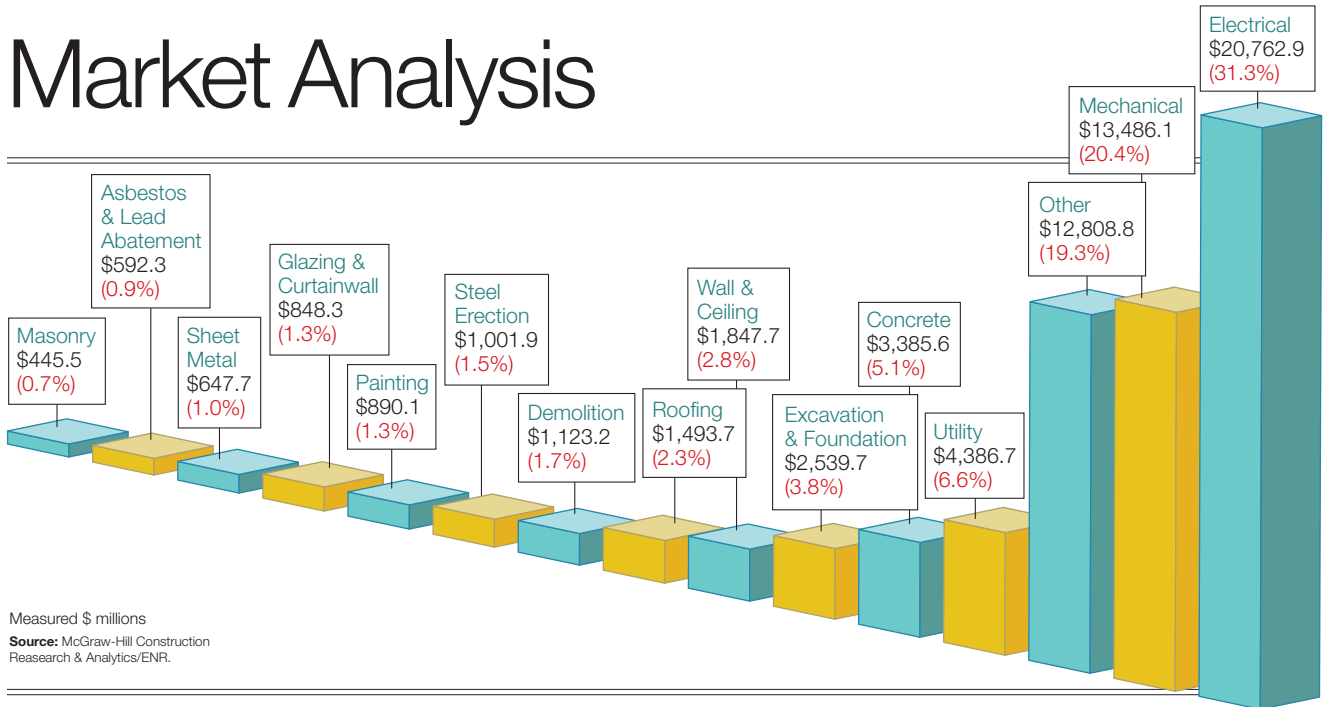
Cupertino Electric Inc. (No. 28) is working on the Lodi Energy Center, a 296-MW 1x1 combined-cycle powerplant in Lodi, Calif.

Anxiously Awaiting a Recovery

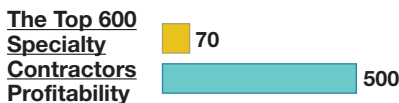
Specialty contractors have been hard-hit by the recession, but large firms are finding work and believe that the market has finally hit bottom.



Market Analysis



Measured \$ millions
 Source: McGraw-Hill Construction Research & Analytics/ENR.



Measured in firms reporting



Measured in \$ millions
 Source: McGraw-Hill Construction Research & Analytics/ENR.

The difficulties of the recession are nowhere more evident than among subcontractors and the specialty trade contractors who actually perform, rather than just manage, most of a project's work. For many specialty contractors, calling this market difficult is the understatement of the year. But opportunities exist for larger contractors that know where to find them and how to take advantage of them.

The ENR Top 600 Specialty Contractors list shows both the wrenching effects of a recessionary market and some bright spots amid the gloom. As a group, the Top 600 cleared revenue of \$66.26 billion in 2010, down 8.7% from \$72.55 billion in 2009. This is better than results for the ENR Top 400 General Contractors reported earlier this year (see ENR 5/16 p. 65).

But the market for many specialty contractors appears to be bottoming out, despite a steady stream of bad news. Of the 515 firms on this year's Top 600 that also sent in surveys last year, 41.6% showed increased revenue between 2009 and 2010, while 57.5% saw revenue declines. In last year's survey, 77.2% of the Top 600 saw revenue declines between 2008 and 2009, and only 21.8% posted increased revenue. Although not a great sign, these figures show the Top 600's revenue is closer to equilibrium than last year's.

The biggest loser in the Top 600? The general buildings sector. The Top 600's revenue from projects



"For the first time since 2008, all four of our core markets are looking strong."

James F. O'Neil, CEO, Quanta Services Inc.

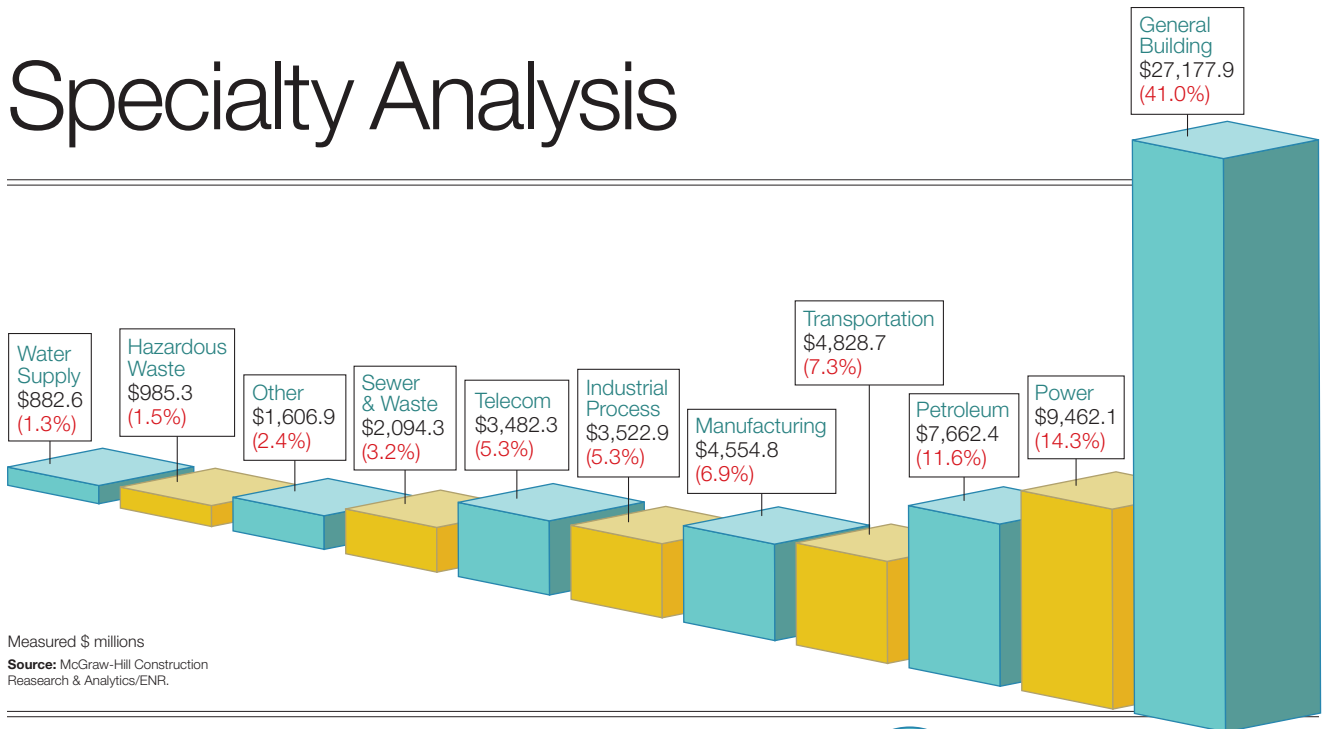
in the buildings sector fell to \$27.18 billion in 2010 from \$35.22 billion in 2009, about a 22% drop. The sector is stuck in a vise-grip between budget shortfalls in the public sector and no financing in the private sector.

The reality is that the conditions leave very little room for profit margins. "We had a very healthy second half of 2010 and a strong first quarter this year," says Charlie Bacon, CEO of Limbach Facility Services. However, he says, there has been a drop-off in the past two quarters. He says he will sacrifice revenue to maintain profits. "We have a leadership development program that teaches people to just say no to bad deals. There is no room for error in this market."

Many firms are not optimistic about the sector recovering any time soon. "I see a significant and long-term decline in the general building market over the next 10 years," says Bill Dean, CEO of M.C. Dean. Compared to the call for new and upgraded infrastructure, new buildings are not in demand in this economy, he says. Thus, the firm is increasing its focus on the wastewater and power markets, particularly on the nuclear side, Dean says.

"Our research shows it could be a minimum of three to five years before we see any substantial improvement," says Dean Gwin, president of Gate Construction Materials Group. Wayne J. Griffin, CEO of

Specialty Analysis



Measured \$ millions
 Source: McGraw-Hill Construction Research & Analytics/ENR.

Comparing the Past Decade's Specialty Contractor Revenue:



Measured in \$ billions
 Sources: McGraw-Hill Construction Research & Analytics / ENR.

Wayne J. Griffin Electric Inc., agrees with the three-to-five-year figure. “Contractors need to be flexible and responsive to be successful in this market.”

Other contractors, while not optimistic about an immediate turnaround, are finding opportunities. For example, Steve Little, president of KPost, sees the renovation market picking up in some sectors but has caveats. “We see this as an opportunity only if changes in [the proposed 2012 International Green Construction Code] or tax code do not negatively impact the owners’ ability to renovate,” Little says.

Other firms see the rehabilitation market doing more than just picking up. “Our maintenance and retrofit market is up 40% in the past year,” says Limbach’s Bacon. After three years of bottled-up demand, he says, the renovation market is now breaking loose.

Changing To Succeed

Not all revenue drops are due to the recession. For instance, MMC Corp underwent a major restructuring this year, which accounts for its slide in the rankings to No. 85 from No. 23. The firm consolidated and rebranded its operations, then split into two operating units—one for its mechanical contracting group, operating under the name MMC Construction, and one for its general contracting operations, under the name MW Builders. Only the mechanical operating unit

515

Firms on the list that sent in a survey in 2010.

41.6%

Firms that increased revenue in 2010 from 2009.

57.5%

Firms that had lower revenue in 2010 than in 2009.

reported revenue on the Top 600 survey.

“We had four different mechanical subsidiaries attacking the market independently, with no coordination,” says Bill McDermott, MMC Corp’s CEO. For example, clients were being given different business cards by staff at different MMC locations, which caused confusion. “We underwent a rebranding with the goal to better position ourselves for growth.”

McDermott says that, surprisingly, the consolidation went smoothly. The firm is sharing technology and best practices and now conducts weekly conference calls to share knowledge, expertise and leadership skills. Meanwhile, McDermott says, having purchased two small firms in the Omaha area, the company is still in an acquisition mode. “We are positioning ourselves to be a national brand, leveraging our ability to travel and [our] financial strength to expand.”

For some large specialty contractors such as Quanta Services, their core markets are looking up: electric power transmission, power distribution, pipelines and telecommunications. “For the first time since 2008, all four of our main markets are strong,” says James F. O’Neil, CEO. In April, O’Neil replaced former CEO John Colson, who is now executive chairman.

Federal energy legislation is a driver in the energy transmission market, says O’Neil. A large stimulus package to provide networking services to under-

served markets is spurring opportunities in the telecom market. However, the big prize for firms is the Keystone XL project, a proposed 1,700-mile pipeline transporting crude oil to Texas from Canada.

"If this project goes forward, it could draw most of the industry's pipeline capacity for the next two years," he says.

Quanta is well positioned to bid on the Keystone XL package, having acquired transmission-pipeline giant Price Gregory in October 2009. Quanta also acquired Edmonton, Ont.-based Valard Construction, one of Canada's largest electric-power-line contractors, in October 2010. "Canada is upgrading its electric grid and will need new lines to service its growing mining market," says O'Neil.

Another firm that has made changes is NCM. After Nuprecon LP acquired CST Environmental and MARCOR Remediation, it decided to rebrand itself. In July, it renamed itself NCM to reflect its three major brands.

NCM also is refocusing its marketing on large clients. "We are realigning our efforts to help our existing Fortune 100 clients recapitalize their assets through decommissioning," says Sage Khara, CEO. He says this is a perfect time for large industrial clients to take down their underperforming or idle facilities for the scrap value. Given the strong commodity markets, "it won't cost them much money, or they may even see some money returned," he says.

Showing a Heartbeat

Some areas are seeing signs of life. For example, Southland Industries is having a record year by being in the right markets. "A year ago, we were unsure about 2011, but we are doing a lot of federal work in our mid-Atlantic operations, the health-care and high-tech markets in northern California are booming, and Southern California is showing surprising strength in a variety of markets," says Ted Lynch, president. But location is still all in construction markets; the firm's Las Vegas unit still is down.

LVI Services also is seeing an uptick in activity. "Demand for our core deconstruction and abatement expertise has grown dramatically for us this year, with revenue currently up over 30%," says Scott State, LVI's president. He says LVI has succeeded by targeting large projects among heavy-industrial clients, power companies and firms in the natural-resources sector.

KHS&S has seen some improvement in bidding and major project starts during 2011. "Although the market isn't nearly where we would like it to be, we are seeing increased activity in the medical sector as well as in gaming and entertainment," says Michael Can-

Concrete

Things Are Tilting Up



Concrete Strategies LLC (**No. 216**) raises a section for a 234,000-sq-ft office and data center in St. Louis for Express Scripts, a pharmaceutical claims firm. CS's parent, the Clayco and Paric Corp. JV, is the GC.



"We had four different companies in four locations that caused our clients a lot of confusion. So we underwent a rebranding process to better position our company for growth."

Bill McDermott,
CEO, MMC Corp

non, president, KHS&S Contractors, East Coast. However, he doesn't expect any major market changes for the next 12 months. "The world economy is still too fragile to expect major momentum changes."

Foreign firms are finding new markets to develop in the U.S. "The banks are not lending for new projects, so more companies are looking into the market from overseas," says Joe Vitale, president of Concrete Strategies. One example is Chinese heavy-equipment manufacturer SANY America, which is building an assembly plant in Georgia. "We are tracking overseas-funded projects and can travel to any project [because] we work across the country," he says.

For some experts, the story behind the headlines is that the market is not as bad as many believe. "If you read the headlines, you would think the sky is falling," says Mike Taylor, executive director of the National Demolition Association, Doylestown, Pa. Many of his larger members are finding steady work, particularly in the Pacific Northwest and in the Midwest.

Extreme partisanship in Congress certainly doesn't help build market optimism. "It is just a question of confidence in the economy, which we had at the beginning of the year. The debt-ceiling fight put an ice pick in that balloon of confidence," says Taylor. While he does not see signs of a recovery in the short term, "I am cautiously optimistic that things are beginning slowly to get better."

The Top 600 Dialogue

What are your strategies for succeeding in a recessionary economy?



BILL DEAN, CEO
M.C. DEAN INC.
Dulles, Va.



"We have to become a different company in the future, being able to work in new disciplines and markets. For example, we are increasing our focus on the wastewater and power markets, particularly on the nuclear service side."



JOE VITALE, PRESIDENT
CONCRETE STRATEGIES LLC
St. Louis, Mo.



"We are getting more into rehabilitating concrete work on existing structures. For example, we were the first contractor to use Rapid Set Concrete to rehabilitate bridges for the Missouri Dept. of Transportation."



TIM CHADWICK, COO
MMC CORP
Kansas City, Mo.



"We have set up what we call a shop-in-a-box. We take all the tools needed to prefabricate an assembly and put them into a shipping container to set up a local shop. That way we can prefabricate locally for later installation."



SCOTT STATE, PRESIDENT
LVI SERVICES INC.
New York City



"Project selection will remain a key for us. Some of the best projects are those we take a pass on, as a bad project tends to consume major internal resources without generating favorable financial results."



JIM VERNER, PRESIDENT
ACOUSTI ENGINEERING COS.
Orlando, Fla.



"Acousti's past history in a recessionary market has always been one of expanding into hot emerging markets and adding increased sales and marketing staff in order to increase our visual and market presence."

How are your relationships with general contractors and suppliers?



MARSHALL SORENSON, VP
THE SHOCKEY PRECAST GROUP
Winchester, Va.



"As general contractors drive to create a competitive edge, we get intense pressure from them to develop numerous alternate approaches to most projects, even those that are 100% designed."



L. WILLIAM ZAHNER, CEO
ZAHNER
Kansas City, Mo.



"The marketplace has shrunk, and the ethical treatment of subcontractors is deteriorating. You are being treated like a commodity."



SAGE KHARA, CEO
NCM
Brea, Calif.



"There's a lot of pressure on the margins for [GCs] to keep costs down, so we get squeezed, too, as the sub. It definitely strains the relationship because they wind up giving the job to the lowest cost, all other factors aside."



DAN THOMAS, PRESIDENT
F.D. THOMAS INC.
Medford, Ore.



"How can one expect to have a good relationship with bids too low and too many incomplete scopes-of-work? Target the GCs that have select work and will not benefit from low-bid, underperforming subcontractors."



DEAN GWIN, PRESIDENT, COO
GATE CONSTRUCTION MATERIALS
Jacksonville, Fla.



"GCs are facing many of the same hard-bid challenges Gate faces on a daily basis, so they can relate to the battles we fight. We still have many friends in the business and look to support them in both good and bad times."

Bob Mann, CEO of E-J Electric, is another executive who sees how fear in the markets is chipping away at any kind of recovery. "With all the bad economic news coming out of Wall Street and Europe, developers and the government are afraid to spend," he says. He hopes lawmakers can stop their partisan fighting over spending and fund needed infrastructure.

Mann says New York state has seen a positive political development as lawmakers work together to loosen policies on increased power capacity. "We have been campaigning for years about the need for more powerplants, but now Gov. [Andrew] Cuomo [D] has gotten behind the push for new capacity." E-J is working on power projects in the New York City area.

The Direct Approach

Meanwhile, owners are mulling more green construction as an energy and money saver but are demanding that contractors stand behind their claims. "Energy performance is regularly modeled but rarely validated," says Dean. He says more owners are including the costs of utility bills as part of the contractor's bid. As the contractors will now be responsible for the client's energy bill, they will be forced to stand behind their models, he says.


The growing market for energy-efficient facilities, especially in the retrofit market, presents a more practical problem to subcontractors: how to market directly to owners. "We are back in the energy services market and are adept at energy modeling and design," says Lynch. However, he concedes it is a different ball game to market the firm's expertise. "It is a lot different trying to sell to an owner's chief financial officer than to work up a bid for a GC," Lynch says.

The National Electrical Contractors Association, Bethesda, Md., is trying to address this problem for its members. "We have hired a staff person to help our members in their marketing, and some of our local chapters have, as well," says John Grau, NECA's CEO. He says NECA's new program is not to self-promote, but to show its members how to sell themselves directly to owners. "Promoting yourself to an owner is not in many of our members' traditional business expertise, and we need to help them do this," he says.

Many of the larger specialty contractors are facing somewhat increased competition, but not like the problems faced by smaller and midsize firms. "On bigger projects, owners are bringing in contractors and subs in earlier to take advantage of [building information modeling] efficiencies," says Lynch. He says many of these projects are negotiated or fee-based. "But on the smaller plan-and-spec projects, competition is brutal, usually with 10 or more bidders on each job."

Prefabrication

J.C. Canistraro Gets 'Lean'



Mechanical contractor J.C. Canistraro LLC (No. 125) has embraced prefabrication, such as its in-shop assembling of utility racks (above) for installation at the Genzyme Biologics Support Center in Framingham, Mass.



"Margins still are surprisingly low. Typically, at this point in the game with the bid activity that we are seeing, we would have seen margins increase some time ago."

John Boncher,
CEO, Cupertino
Electric Inc.

Concrete Strategies' Vitale agrees, saying, "If you have several bidders on a job, there is a good chance that one of them might make a mistake and bid too low." Vitale says low margins also are forcing contractors to become more careful. "Now, one mistake and you could lose your entire profit on the job."

Cupertino Electric has seen an uptick in work from owners and GCs burned by subs that failed to perform after bidding too low. "Our increase in business has resulted from customers fleeing other contractors because of the poor service they have received. Customers might date the bad boy, but they're going to marry the good guy," says John Curcio, Cupertino's chief commercial officer.

Hayward Baker has seen a slight improvement in its margins thanks to its clients recognizing the need for a reputable contractor that understands risk control, says John Rubright, Hayward Baker's president. "Many of these clients have experienced the false economy of working with contractors who price the work at desperately low levels, stumble while performing and then seek to recover their losses through claims."

While most major specialty contractors say there have been few major contractor failures, some say there have been bankruptcies among smaller contractors. "The one group that is doing well in this market are the equipment auctioneers. You go to an auction lot, and it is wall-to-wall equipment," says Vitale. He says

his firm has been able to pick up top-notch equipment at bargain-basement prices.

Another ominous trend is that schedules are shortening. “We do a lot of prefabrication and modular assemblies, but when you are hired today to start work tomorrow, it is really hard to squeeze the inefficiencies out of the process,” says Lynch.

Clint W. Ramsey, CEO at Mission Bell Manufacturing, also is feeling the trend. “In the past, we would have several weeks to bid a project and 12- to 18-week construction schedules.” He says the firm now often has less than a week to bid a project from architectural plans that may be only 60% complete and then has to complete shop drawings, manufacturing, delivery and installation in eight to 10 weeks. “This trend is having a negative impact on the industry overall—from architectural design, materials delivery, manufacturing and construction,” he says.

Most major firms are finding ways to cut costs. They are examining their processes to squeeze out inefficiencies and finding that new technologies are helping answer the need for a more streamlined approach to the construction process. That can make



“We are a union contractor, so labor prices continue to rise despite the challenging economy. This is a troubling long-term trend and will only further erode union market share.”

Greg Hosch, CEO, Harris Cos.

technology adoption, with its promise of improved efficiencies, an easier sell.

Tech Savvy

For many, building information modeling is a key means of cutting the waste out of the construction process. “If you are not fully proficient in [BIM], you are way behind,” says Dean. He says the first phase was to show that BIM actually worked in the construction process. The industry is now in a second phase, in which practical improvements are being implemented on a regular basis. “It’s not just a clash-detection tool anymore,” Dean says.

Because BIM is becoming the price of entry on many projects, more firms are getting into the game. “BIM has been a real differentiator for us, but we are seeing more firms develop expertise, and that is leveling the playing field,” says Lynch.

However, BIM is not a cure-all. “The biggest challenge is knowing where and when to apply BIM to make sure that the maximum benefit from the technology is derived relative to the cost of implementation,” says John Boncher, CEO of Cupertino Electric.

THE TOP 50 FIRMS IN ELECTRICAL

RANK 2010	RANK 2009		(\$ MIL.) 2010 REV.	% CHG. '09-'10		(\$ MIL.) 2010 REV.	% CHG. '09-'10		
1	**	QUANTA SERVICES INC.	2044.2	+1954	26	**	PARSONS ELECTRIC	188.0	+9
2	1	EMCOR GROUP INC.	1638.5	-2	27	**	CACHE VALLEY ELECTRIC CO.	181.6	-7
3	3	M.C. DEAN INC.	810.1	+26	28	16	SACHS ELECTRIC CO.	179.0	-32
4	2	ROSENDIN ELECTRIC INC.	727.0	+10	29	**	GAYLOR INC.	173.9	+20
5	5	MYR GROUP INC.	597.1	-5	30	**	E-J ELECTRIC INSTALLATION CO.	167.5	+11
6	**	PIKE ELECTRIC CORP.	485.1	NA	31	**	HATZEL & BUEHLER INC.	161.7	+22
7	4	INTEGRATED ELECTRICAL SERVICES INC.	460.6	-28	32	**	MASTEC INC.	161.6	NA
8	7	BERGELECTRIC CORP.	403.5	-5	33	**	WACHTER INC.	160.2	+63
9	8	MMR GROUP INC.	367.0	-5	34	**	DAVIS H. ELLIOT CO. INC.	153.8	+1961
10	10	TRULAND GROUP OF COS.	342.0	-2	35	**	WALKER ENGINEERING INC.	153.5	-6
11	13	CUPERTINO ELECTRIC INC.	340.3	+12	36	**	REDWOOD CITY ELECTRIC INC.	146.7	+4
12	11	GREENSTAR SERVICES CORP.	338.3	-3	37	**	GUARANTEE ELECTRICAL CO.	135.3	-24
13	6	FISK	316.7	-49	38	**	SULLIVAN & MCLAUGHLIN COS. INC.	134.0	+24
14	9	THE NEWTRON GROUP LLC	315.0	-14	39	**	UNITY INTERNATIONAL GROUP INC.	133.0	-30
15	12	HELIX ELECTRIC INC.	304.0	-11	40	**	INGLETT & STUBBS LLC	125.0	-3
16	18	WAYNE J. GRIFFIN ELECTRIC INC.	285.3	+20	41	**	JMEG LP	119.9	NA
17	14	MORROW-MEADOWS CORP.	277.5	-1	42	**	YTG LLC	119.5	-4
18	17	MASS. ELECTRIC CONSTRUCTION CO.	267.6	+2	43	**	SPRIG ELECTRIC	119.4	+15
19	15	ALDRIDGE ELECTRIC INC.	259.0	-5	44	**	NEW RIVER ELECTRICAL CORP.	119.2	+9
20	19	HUNT ELECTRIC CORP.	243.9	+5	45	**	CLEVELAND ELECTRIC CO.	115.4	-12
21	**	FAITH TECHNOLOGIES INC.	228.3	+4	46	**	VALLEY ELECTRIC CO. OF MOUNT VERNON INC.	113.4	+6
22	20	ISC	205.3	-8	47	**	THE STATE GROUP	109.4	-15
23	**	WELLINGTON POWER CORP.	202.5	+63	48	**	LAKE ERIE ELECTRIC COS.	108.6	+31
24	**	MILLER ELECTRIC CO.	194.5	-9	49	**	O'CONNELL ELECTRIC CO. INC.	101.7	+4
25	**	MOTOR CITY ELECTRIC CO.	190.5	+5	50	**	TRI-CITY ELECTRICAL CONTRACTORS INC.	101.4	-24

NA=NOT AVAILABLE. **=NOT PREVIOUSLY RANKED.

BIM does contribute benefits, including more detailed and flexible designs that can be used in prefabricated and modular construction. "Prefabrication is clearly the future of construction," Cannon. "Nearly every hospital project we're working on today has prefabricated headwalls, corridor racks and bathrooms," says Cannon of KHS&S. The firm also has invested in the lean manufacturing of prefabricated bathroom pods from Eggrock Modular Solutions, he says.

Many contractors believe prefabrication is a natural outgrowth of improved design and project delivery technology. "BIM and lean construction principles are forcing us to think more about smarter processes," says Bacon of Limbach. The firm recently launched an off-site assembling and racking process and is building chiller plants and boilers off-site. "This recession has been the tipping point for wide-scale implementation of processes we have been developing for the past 10 years," he says.

Mobile technology also is making a significant impact on jobsites looking for better margins and an edge. "It is common for our superintendents and project managers to use tablet computers on the jobsites," says



"We've found mobile technology has been a great way to increase efficiency in the field."

Michael Cannon,
President,
KHS&S
Contractors,
East Coast

Cannon. "We've found mobile technology has been a great way to increase efficiency in the field."

Dean says the new tablet technology is fine for what it is. "It is like a clipboard containing any kind of information you need. But in the end, it is still a clipboard." Rather than trying to read drawings on a 9-in. x 9-in. screen, it would be better to integrate tablet technology with 48-in. plasma-screen Smart Boards for use in any trailer, he says.

Labor Pains

Many union firms are worried about increasing inroads by non-union firms in this price-driven market. "It's no secret that some recent labor agreements have pushed personnel costs higher, resulting in increased overall project costs," says State of LVI. "With recessionary fiscal pressures, it certainly makes it more difficult for clients to meet project expectations within budget constraints."

E-J Electric's Mann worries about the fate of union contractors in New York. He sees union contractors losing jobs to non-union firms in New York. While

Continued on p. 66

THE TOP 50 FIRMS IN MECHANICAL

RANK	RANK		(\$ MIL.)	% CHG.	(\$ MIL.)	% CHG.			
2010	2009		2010 REV.	'09-'10	2010 REV.	'09-'10			
1	1	EMCOR GROUP INC.	1997.0	-18	26	**	ELKHORN HOLDINGS INC.	135.0	+12
2	2	COMFORT SYSTEMS USA INC.	842.3	-25	27	**	HILL MECHANICAL GROUP	133.7	+5
3	3	ACCO ENGINEERED SYSTEMS INC.	463.0	-12	28	12	MMC CORP	132.7	-43
4	4	SOUTHLAND INDUSTRIES	435.0	-2	29	**	RK MECHANICAL INC.	124.3	-25
5	16	W.E. BOWERS	432.5	+120	30	**	MCCARL'S INC.	121.0	-8
6	8	TDINDUSTRIES	308.0	+3	31	**	J.C. CANNISTRARO LLC	117.5	+5
7	7	API GROUP INC.	261.2	-16	32	**	MECHANICAL INC.	115.7	+20
8	9	NOOTER CONSTRUCTION CO.	256.3	-12	33	**	PIERCE ASSOCIATES INC.	112.4	-2
9	10	LIMBACH FACILITY SERVICES LLC	242.7	-2	34	**	MURRAY CO.	109.4	-20
10	18	JOHN E. GREEN CO.	234.9	+24	35	**	WARWICK PLUMBING & HEATING	102.0	+11
11	5	HARDER MECHANICAL CONTRACTORS INC.	190.0	-48	36	**	LEE CO.	99.1	NA
12	19	J. F. AHERN CO.	181.3	+	37	**	FRESH MEADOW MECHANICAL CORP.	95.7	-34
13	**	HARRIS COS.	176.0	+65	38	**	FOLEY CO.	93.1	+123
14	11	KINETICS	175.1	-27	39	**	LETSOS CO.	91.7	-5
15	15	U.S. ENGINEERING CO.	173.0	-14	40	**	CCI MECHANICAL INC.	85.8	+54
16	**	TITAN CONTRACTING/HORN INDUSTRIAL SERVICES	171.1	-2	41	**	HERMANSON CO. LLP	83.7	-15
17	14	CRITCHFIELD MECHANICAL INC.	159.3	-22	42	**	DORVIN D. LEIS CO. INC.	83.4	+14
18	**	DURR MECHANICAL CONSTRUCTION INC.	156.9	+115	43	**	A.O. REED & CO.	81.0	-27
19	13	MURPHY CO. MECH. CONTRACTORS & ENGINEERS	151.5	-32	44	**	UNIVERSAL PLANT SERVICES INC.	80.0	-15
20	**	SAUER HOLDINGS INC.	146.1	+5	45	**	THE STATE GROUP	79.2	-25
21	**	THE COASTAL GROUP	143.8	+35	46	**	HUSSUNG MECHANICAL CONTRACTORS INC.	76.4	+1
22	17	IVEY MECHANICAL CO.	140.0	-28	47	**	CHARLES E. JARRELL CONTRACTING INC.	75.5	-13
23	**	UNIVERSITY MECHANICAL CONTRACTORS INC.	140.0	+8	48	**	WORTH & CO. INC.	73.7	-35
24	**	APOLLO MECHANICAL CONTRACTORS	139.0	-7	49	**	CECO CONSTRUCTION GROUP	73.7	-35
25	**	CORVAL GROUP INC.	138.6	+7	50	**	SHAPIRO & DUNCAN INC.	73.3	-9

NA=NOT AVAILABLE. **=NOT PREVIOUSLY RANKED.

THE TOP 20 FIRMS IN MASONRY

RANK 2010	RANK 2009		(\$ MIL.) 2010 REV.	% CHG. '09-'10
1	1	WESTERN CONSTRUCTION GROUP	74.3	+33
2	8	WILKS MASONRY CORP.	47.3	+34
3	2	MCGEE BROTHERS CO. INC.	46.2	-4
4	4	SEEDORFF MASONRY INC.	38.2	-13
5	7	C.A. LINDMAN COS.	36.8	-9
6	10	WASCO INC.	26.7	-20
7	3	SUN VALLEY MASONRY INC.	26.3	-43
8	**	OTTO BAUM CO. INC.	22.2	NA
9	17	OLD NORTH STATE MASONRY LLC	20.0	+11
10	13	DEE BROWN INC.	19.8	-19
11	**	SNOW JR. & KING INC.	16.5	NA
12	**	IMS MASONRY INC.	16.2	+62
13	18	MASONRY ARTS INC.	16.2	-10
14	**	MASONRY BUILDERS INC.	10.8	+8
15	**	INTERNATIONAL CHIMNEY CORP.	9.3	+1
16	**	GREENSTAR SERVICES CORP.	8.7	-38
17	**	EASTERN WATERPROOFING & RESTORATION CO. INC.	6.8	-15
18	**	REMCO MAINTENANCE LLC	5.5	+26
19	**	MID-CONTINENTAL RESTORATION	5.0	-17
20	**	BOENIGK MASONRY INC.	3.8	NA

NA=NOT AVAILABLE. ** =NOT PREVIOUSLY RANKED.

THE TOP 20 FIRMS IN CONCRETE

RANK 2010	RANK 2009		(\$ MIL.) 2010 REV.	% CHG. '09-'10
1	1	BAKER CONCRETE CONSTRUCTION INC.	744.0	-18
2	2	STRUCTURAL	394.0	-8
3	3	CECO CONSTRUCTION GROUP	182.6	-42
4	6	GATE PRECAST CO.	139.0	-17
5	10	T.A.S. COMMERCIAL CONCRETE CONSTRUCTION	115.1	-2
6	4	UNITED FORMING INC.	106.7	-39
7	15	HIGH CONCRETE GROUP LLC	105.0	+1
8	12	CAPFORM INC.	104.5	-9
9	8	SCHUSTER CONCRETE CONSTRUCTION	94.4	-29
10	13	S&F CONCRETE CONTRACTORS INC.	91.5	-18
11	16	S.B. BALLARD CONSTRUCTION CO.	85.0	-7
12	9	BOMEL CONSTRUCTION CO. INC.	80.0	-33
13	18	CONCRETE STRATEGIES LLC	68.9	-4
14	**	KENT COS. INC.	62.0	
15	17	SUNTEC CONCRETE INC.	60.0	-29
16	**	THE SHOCKEY PRECAST GROUP	59.8	NA
17	20	WESTERN CONSTRUCTION GROUP	55.8	-14
18	**	VEE-JAY CEMENT CONTRACTING CO. INC.	51.4	+21
19	**	CLEVELAND CEMENT CONTRACTORS INC.	46.0	+10
20	11	MCHUGH CONCRETE CONSTRUCTION	43.0	-63

NA=NOT AVAILABLE. ** =NOT PREVIOUSLY RANKED.

THE TOP 20 FIRMS IN WALL & CEILING

RANK 2010	RANK 2009		(\$ MIL.) 2010 REV.	% CHG. '09-'10
1	1	PERFORMANCE CONTRACTING GROUP INC.	341.6	-27
2	2	KHS&S CONTRACTORS	269.2	-19
3	3	STANDARD DRYWALL INC.	132.7	-33
4	5	ACOUSTI ENGINEERING CO. OF FL	120.0	-25
5	**	PRECISION WALLS INC.	119.4	NA
6	7	BAKERTRIANGLE	117.0	-6
7	6	NATIONAL CONSTRUCTION ENTERPRISES INC.	92.2	-31
8	9	MIDWEST DRYWALL CO. INC.	81.0	-24
9	11	GROUP BUILDERS INC.	60.4	-31
10	16	CALIFORNIA DRYWALL CO.	50.0	+2
11	**	SDB INC.	48.7	+69
12	**	BAYSIDE INTERIORS INC.	46.0	+21
13	12	WYATT INC.	41.2	-44
14	**	JACOBSON & CO. INC.	40.7	+21
15	17	CENTRAL CEILINGS INC.	34.3	-21
16	20	SPACECON SPECIALTY CONTRACTORS LLC	33.0	-18
17	18	TJ WIES CONTRACTING INC.	30.1	-30
18	**	MKB CONSTRUCTION INC.	28.1	-4
19	**	ACOUSTIC CEILING AND PARTITION CO.	26.7	-24
20	**	DALEY'S DRYWALL	24.3	-24

NA=NOT AVAILABLE. ** =NOT PREVIOUSLY RANKED.

THE TOP 20 FIRMS IN UTILITY

RANK 2010	RANK 2009		(\$ MIL.) 2010 REV.	% CHG. '09-'10
1	1	QUANTA SERVICES INC.	1415.2	-28
2	2	HENKELS & MCCOY INC.	989.2	-8
3	**	MASTEC INC.	830.9	NA
4	3	MILLER PIPELINE CORP.	235.6	+17
5	4	TEAM FISHEL	120.1	-26
6	6	WEST VALLEY CONSTRUCTION CO. INC.	78.7	+28
7	**	SAK CONSTRUCTION LLC	70.4	NA
8	10	W.A. CHESTER LLC	52.0	+49
9	**	BRENT SCARBROUGH & CO.	46.6	NA
10	**	C.J. HUGHES CONSTRUCTION CO INC.	45.0	NA
11	9	ALEX E. PARIS CONTRACTING CO. INC.	43.7	+6
12	11	STARK EXCAVATING INC.	40.2	+17
13	12	LINDE CORP.	38.3	+50
14	**	B. FRANK JOY	29.3	NA
15	**	UTILITY CONTRACTORS INC. (DBA UCI)	29.2	+149
16	**	K.R. SWERDFEGER CONSTRUCTION INC.	27.1	NA
17	**	HYPPOWER INC.	24.9	NA
18	14	JOSLIN CONSTRUCTION	24.7	+7
19	15	JOHNSON-DAVIS INC.	21.8	-2
20	16	GAINES AND CO.	21.8	+4

NA=NOT AVAILABLE. ** =NOT PREVIOUSLY RANKED.

THE TOP 20 FIRMS IN GLAZING AND CURTAIN WALL

RANK 2010	RANK 2009		(\$ MIL.) 2010 REV.	% CHG. '09-'10
1	1	ENCLOS CORP.	164.4	-42
2	2	WALTERS & WOLF	158.9	-27
3	4	W & W GLASS LLC	110.0	+10
4	6	ARCHITECTURAL GLASS & ALUMINUM CO. INC.	62.5	-13
5	**	GAMMA USA INC.	53.8	NA
6	9	CBO GLASS INC.	48.0	-6
7	13	TOWER GLASS INC.	40.1	+10
8	8	KARAS & KARAS GLASS CO. INC.	34.6	-34
9	5	GIROUX GLASS INC.	33.0	-56
10	14	AJAY GLASS & MIRROR CO. INC.	28.2	-17
11	10	HEINAMAN CONTRACT GLAZING	26.8	-44
12	16	SPS CORP.	25.8	-15
13	19	NATIONAL CONSTRUCTION ENTERPRISES INC.	20.6	-5
14	**	A.C. DELLOVADE INC.	11.7	NA
15	**	CRAWFORD TRACEY CORP.	10.2	+23
16	20	BEST CONTRACTING SERVICES INC.	8.7	-59
17	**	EGAN CO.	7.1	-62
18	**	DGC CAPITAL CONTRACTING	4.8	NA
19	**	REMCO MAINTENANCE LLC	4.1	-29
20	**	GREENSTAR SERVICES CORP.	3.8	-66

NA=NOT AVAILABLE. ** =NOT PREVIOUSLY RANKED.

THE TOP 20 FIRMS IN PAINTING

RANK 2010	RANK 2009		(\$ MIL.) 2010 REV.	% CHG. '09-'10
1	1	THE BROCK GROUP	264.0	+0
2	3	TECHNO COATINGS INC.	49.7	+5
3	2	K2 INDUSTRIAL SERVICES INC.	48.1	-43
4	**	AVALOTIS CORP.	46.1	NA
5	6	NORTH AMERICAN COATINGS LLC	37.3	+14
6	5	FD THOMAS INC.	36.2	+4
7	10	THOMAS INDUSTRIAL COATINGS INC.	36.1	+35
8	4	DUNKIN & BUSH INC.	33.2	-19
9	11	HARTMAN WALSH PAINTING CO.	28.8	+11
10	9	SWANSON & YOUNGDALE INC.	28.3	-2
11	13	LONG PAINTING CO.	24.6	+9
12	7	MOBLEY INDUSTRIAL SERVICES INC.	24.0	-25
13	14	SPECIALTY FINISHES INC.	21.0	-7
14	16	JERRY THOMPSON & SONS PAINTING INC.	20.4	+2
15	8	ASCHER BROTHERS CO. INC.	20.0	-31
16	12	VULCAN PAINTERS INC.	15.9	-36
17	**	SERVICE PAINTING OF FL	15.6	NA
18	19	COATINGS UNLIMITED INC.	15.2	-11
19	**	GRAYDAZE CONTRACTING INC.	14.7	+28
20	17	FIVE ARROWS INC.	13.7	-31

NA=NOT AVAILABLE. ** =NOT PREVIOUSLY RANKED.

THE TOP 20 FIRMS IN EXCAVATION AND FOUNDATION

RANK 2010	RANK 2009		(\$ MIL.) 2010 REV.	% CHG. '09-'10
1	1	HAYWARD BAKER INC. (A KELLER CO.)	298.0	-7
2	2	MALCOLM DRILLING CO. INC.	162.1	-15
3	**	MORGAN CORP	160.0	NA
4	4	NICHOLSON CONSTRUCTION CO.	129.4	+4
5	**	TREVIICOS	126.6	NA
6	3	BERKEL & CO. CONTRACTORS INC.	120.0	-27
7	6	THE BEAVER EXCAVATING CO.	114.0	+6
8	7	E.S. WAGNER CO.	100.9	-6
9	8	MCKINNEY DRILLING CO.	98.6	+15
10	**	MASTEC INC.	92.3	NA
11	5	CASE FOUNDATION CO.	83.0	-25
12	9	RYAN INC. CENTRAL	82.2	-1
13	11	VEIT & CO. INC.	80.9	+13
14	14	CONDON JOHNSON & ASSOC. INC.	77.3	+29
15	**	SHAFT DRILLERS INTERNATIONAL LLC	72.4	NA
16	16	FOUNDATION CONSTRUCTORS INC.	56.9	+5
17	15	DRILL TECH DRILLING & SHORING INC.	52.7	-4
18	**	MARKHAM CONTRACTING CO. INC.	48.7	NA
19	**	KIMMINS CONTRACTING CORP.	47.6	NA
20	**	BEARD CONSTRUCTION GROUP LLC	47.1	+47

NA=NOT AVAILABLE. ** =NOT PREVIOUSLY RANKED.

THE TOP 20 FIRMS IN ROOFING

RANK 2010	RANK 2009		(\$ MIL.) 2010 REV.	% CHG. '09-'10
1	1	TECTA AMERICA CORP.	410.0	+2
2	2	CENTIMARK CORP.	363.6	+11
3	6	KALKREUTH ROOFING & SHEET METAL INC.	74.1	+18
4	5	NATIONS ROOF LLC	68.0	-6
5	8	THE CAMPBELL COS.	61.0	+15
6	7	BEST CONTRACTING SERVICES INC.	49.2	-14
7	9	BIRDAIR INC.	46.0	-10
8	12	SCHREIBER ROOFING	44.1	+11
9	10	LATITE ROOFING & SHEET METAL CO.	40.0	-9
10	15	DOUGLASS COLONY GROUP	30.1	-8
11	**	BULLDOG GROUP INC.	29.4	NA
12	20	BURNS & SCALO ROOFING CO. INC.	24.3	+38
13	18	KPOST CO.	24.2	+22
14	14	COMMERCIAL ROOFERS INC.	22.0	-35
15	**	ORNDORFF & SPAID INC.	21.9	+27
16	**	EVANS ROOFING CO. INC.	21.8	+30
17	19	WAYNE'S ROOFING INC.	20.8	+10
18	16	THE BELDON GROUP	20.6	-5
19	17	KING OF TEXAS ROOFING CO. LP	20.0	-5
20	**	GREENWOOD INDUSTRIES INC.	18.0	NA

NA=NOT AVAILABLE. ** =NOT PREVIOUSLY RANKED.

THE TOP 20 FIRMS IN DEMOLITION AND WRECKING

RANK		FIRM	(\$ MIL.)	% CHG.
2010	2009		2010 REV.	'09-'10
1	1	PENHALL CO.	158.0	-8
2	2	BRANDENBURG INDUSTRIAL SERVICE CO.	132.6	+20
3	3	NCM	124.7	+42
4	**	LVI SERVICES INC.	102.7	NA
5	4	D.H. GRIFFIN WRECKING CO. INC.	99.0	+13
6	5	BIERLEIN DEMOLITION & DISMANTLING	74.2	+4
7	7	NASDI LLC	60.0	+28
8	13	NORTH AMERICAN DISMANTLING CORP.	37.7	+76
9	8	CLEVELAND WRECKING CO.	34.3	-11
10	11	CHERRY DEMOLITION	28.1	+18
11	6	TESTA CORP.	25.3	-50
12	**	LOUISIANA CHEMICAL DISMANTLING CO.	25.2	+83
13	14	ENVIROCON INC.	23.4	+12
14	12	MIDWEST STEEL CO. INC.	23.2	+8
15	15	O'ROURKE WRECKING CO.	20.2	-2
16	**	DRC EMERGENCY SERVICES LLC	18.1	+1121
17	19	R. BAKER & SON ALL INDUSTRIAL SERVICES	15.0	-4
18	**	DURR HEAVY CONSTRUCTION LLC	14.5	+43
19	**	L.M. SESSLER EXCAVATING & WRECKING INC.	12.2	+29
20	**	BREAK THRU ENTERPRISES INC.	12.0	+18

NA=NOT AVAILABLE. ** =NOT PREVIOUSLY RANKED.

THE TOP 20 FIRMS IN ASBESTOS ABATEMENT

RANK		FIRM	(\$ MIL.)	% CHG.
2010	2009		2010 REV.	'09-'10
1	1	LVI SERVICES INC.	147.7	-44
2	2	NCM	71.5	-1
3	3	IRES CONTRACTING GROUP	39.1	-11
4	4	PRECISION ENVIRONMENTAL CO.	34.2	-2
5	5	PERFORMANCE CONTRACTING GROUP INC.	27.9	+1
6	**	PAL ENVIRONMENTAL SERVICES	24.1	NA
7	10	ENVIRONMENTAL REMEDIATION SERVICES INC.	22.2	+68
8	**	ERSI	22.2	NA
9	8	MIDWEST SERVICE GROUP	19.4	+42
10	14	ENVIRONMENTAL HOLDINGS GROUP LLC	18.4	+70
11	6	ARC ABATEMENT	17.3	-8
12	**	ESA INC.	16.0	+1354
13	9	DEMOLITION & ASBESTOS REMOVAL INC.	15.3	+13
14	**	NASDI LLC	15.0	NA
15	**	BAYVIEW ENVIRONMENTAL SERVICES INC.	13.5	NA
16	13	AAC CONTRACTING INC.	13.3	+21
17	**	THE BROCK GROUP	12.0	NA
18	**	PRISM RESPONSE INC.	11.1	NA
19	**	ENVIRONMENTAL RESTORATION LLC	10.3	N
20	16	INSULATION SPECIALTIES INC.	7.5	+5

NA=NOT AVAILABLE. ** =NOT PREVIOUSLY RANKED.

THE TOP 20 FIRMS IN SHEET METAL

RANK		FIRM	(\$ MIL.)	% CHG.
2010	2009		2010 REV.	'09-'10
1	1	CROWN CORR INC.	73.0	+1
2	2	HILL MECHANICAL GROUP	61.7	-7
3	8	SUPERIOR AIR HANDLING	44.6	+17
4	9	DEE CRAMER INC.	38.9	+5
5	6	KINETICS	30.9	-41
6	10	B.T. MANCINI CO. INC.	26.9	-17
7	**	MMC CORP	25.3	NA
8	12	KOVACH INC.	21.3	-16
9	**	MECHANICAL INC.	20.4	+91
10	**	GREENWOOD INDUSTRIES INC.	18.0	NA
11	20	J. F. AHERN CO.	17.9	+14
12	16	BHW SHEET METAL CO.	17.2	-14
13	13	KIRK WILLIAMS CO.	15.8	-34
14	**	GREENSTAR SERVICES CORP.	15.4	NA
15	**	YEAROUT MECHANICAL INC.	15.4	NA
16	**	IMCOR - INTERSTATE MECHANICAL CORP.	13.0	+2
17	**	SHAPIRO & DUNCAN INC.	12.9	NA
18	**	NATIONS ROOF LLC	12.0	+50
19	**	MILLER BONDED INC.	11.8	-15
20	**	GRUNAU CO.	11.2	-17

NA=NOT AVAILABLE. ** =NOT PREVIOUSLY RANKED.

THE TOP 20 FIRMS IN STEEL ERECTION

RANK		FIRM	(\$ MIL.)	% CHG.
2010	2009		2010 REV.	'09-'10
1	3	SCHUFF INTERNATIONAL INC.	287.6	+242
2	1	MIDWEST STEEL INC.	126.0	+16
3	2	THE WILLIAMS GROUP	63.1	-38
4	5	AREA ERECTORS INC.	51.7	-9
5	13	SURE STEEL INC.	48.5	+43
6	9	CENTURY STEEL ERECTORS	37.1	-7
7	11	NATIONAL STEEL CITY LLC	37.0	-2
8	6	BASDEN STEEL CORP.	36.1	-29
9	4	BUCKNER COS.	33.5	-44
10	10	L.P.R. CONSTRUCTION CO.	30.2	-21
11	8	DANNY'S CONSTRUCTION CO. INC.	28.5	-40
12	**	SUPERIOR RIGGING & ERECTING CO. INC.	26.6	+19
13	17	PATRIOT ERECTORS INC.	25.6	-12
14	14	CASEY INDUSTRIAL INC.	24.9	-22
15	16	SOWLES CO.	23.7	-22
16	18	CSE INC.	20.8	-28
17	**	ADAMS & SMITH INC.	14.9	NA
18	**	OGEECHEE STEEL INC.	13.1	-14
19	**	CONCRETE GENERAL INC.	12.6	NA
20	**	ALLSTATE TOWER CO. INC.	8.8	NA

NA=NOT AVAILABLE. ** =NOT PREVIOUSLY RANKED.

most are not projects that require high levels of expertise, some are large-scale jobs. “We bid on work on the new Chelsea Piers project in Stamford, Conn., but lost to a non-union company. The unions have to work with us to continue to stay competitive to win work for their members,” he says.

However, many contractors say the unions have been accommodating the needs of union contractors. “The unions in St. Louis have been very good, not just on wages but on work rules,” says Vitale. “They want us to succeed as much as we want to.”

Looking Afar for New Work

Some larger specialty contractors and those with special expertise are looking at the international market for new work. For example, Zahner is looking at doing more work abroad. “In the near term, we see the local market [drying] up. We see our national market [tightening]. We see the international market expanding,” says L. William Zahner, CEO.

“I see a lot more subcontractors kicking the tires of the international market,” says Dean. He says that top-tier subs are beginning to believe they can’t depend solely on the U.S. market. His firm does about \$75 million to \$100 million in international work, mostly for the U.S. State Dept. and the Dept. of Defense. He says, “This gives us a stepping-off point to expand our international work for other clients abroad.”

Another firm beginning to make its mark in the international market is Pike Electric. In September 2010, it announced its first international power-line project. “We are currently working in Tanzania on 2,000 miles of engineering and 500 miles of electric-distribution construction worth an estimated \$18 million,” says Frank Milano, vice president of investor relations. Completion is expected in December 2012.

With the market down over the past three years, specialty contractors and subcontractors are feeling the pinch. However, the revenue figures for the Top

Hauling and Rigging

Barnhart’s Portable Power



Barnhart Crane & Rigging Co. (No. 62) used a 345-ft-long transporter to haul a 660-ton generator from Forks in the River Industrial Park to a new powerplant near Rogersville, Tenn., for the Tennessee Valley Authority.

On the Web

For expanded content on the Top 600 List see enr.com/toplists.

600 are about what they were in 2006, which was considered a good year for construction.

Dan Thomas, president of F.D. Thomas Inc., puts the market in perspective, noting, “Even with a slow-down of work that we see today, there is still a very large volume of work to bid.”

Firms that invest in estimating and management skills find new ways to bid successfully, he says. “[A subcontractor that] understands the cost to put work in place combined with the markup needed to meet overhead, all the while being competitive, survives,” says Thomas. ■

How to Read the Tables

KEY TO TYPE OF FIRM

A=asbestos abatement; **C**=concrete; **D**=demolition/wrecking; **E**=electrical; **G**=glazing/curtain wall; **M**=mechanical; **MA**=masonry; **O**=other; **P**=painting; **R**=roofing; **SH**=sheet metal; **ST**=steel erection; **U**=utility; **W**=wall/ceiling; **X**=excavation/foundation.

Companies are ranked according to construction revenue in 2010 in (\$) millions from specialty contracting in a prime or subcontracting capacity. Firms that were not ranked in 2010 are

designated by double asterisks (**). New contract awards refer to contracts awarded in 2010. NA=not available.

General Building as a category includes commercial buildings, offices, stores, educational facilities, government buildings, hospitals, medical facilities, hotels, apartments, housing, etc.

Hazardous Waste includes chemical and nuclear waste treatment, asbestos and lead abatement, etc.

Industrial Process includes pulp

and paper mills, steel mills, nonferrous metal refineries, pharmaceutical plants, chemical plants, food and other processing plants, etc.

Manufacturing includes auto, electronic assembly, textile plants, etc.

Petroleum includes refineries, petrochemical plants, offshore facilities, pipelines, etc.

Power includes thermal and hydroelectric powerplants, waste-to-energy plants, transmission lines, substations, cogeneration plants, etc.

Sewerage / Solid Waste includes sanitary and storm sewers, treatment

plants, pumping plants, incinerators, industrial waste facilities, etc.

Telecommunications includes transmission lines and cabling, towers and antennae, data centers, etc.

Transportation includes airports, bridges, roads, canals, locks, dredging, marine facilities, piers, railroads, tunnels, etc.

Water Supply includes dams, reservoirs, transmission pipelines, distribution mains, irrigation canals, desalination and potability treatment plants, pumping stations, etc.

MARKETS (% OF 2010 REVENUE)

RANK 2011	RANK 2010	FIRM TYPE	2010 (\$ MIL.)		MARKETS (% OF 2010 REVENUE)									
			TOTAL REVENUE	NEW CONTRACTS	GENERAL BUILDING	MANUFACTURING	POWER	WATER SUPPLY	SEWER / WASTE	INDUS. / PETROLEUM	TRANSPORTATION	HAZARDOUS WASTE	TELECOM	
1	1	EMCOR GROUP INC., Norwalk, Conn. ¹	5,120.4	5,397.5	30	14	14	0	10	5	20	2	5	
2	2	QUANTA SERVICES INC., Houston, Texas ²	3,931.2	2,869.6	0	0	52	0	0	36	0	0	12	
3	4	MASTEC INC., Coral Gables, Fla. ³	2,308.0	2,400.0	0	0	21	1	0	24	0	0	53	
4	3	BRAND ENERGY AND INFRASTRUCTURE SERVICES INC., Kennesaw, Ga. ⁴	1,510.0	1,510.0	8	0	18	0	0	74	0	0	0	
5	7	THE BROCK GROUP, Houston, Texas ⁵	1,200.1	1,520.2	2	0	15	0	0	73	0	2	0	
6	6	API GROUP INC., New Brighton, Minn. ⁶	1,135.7	1,057.0	50	9	28	0	0	11	1	0	1	
7	8	COMFORT SYSTEMS USA INC., Houston, Texas ⁷	1,108.3	976.5	84	16	0	0	0	0	0	0	0	
8	9	HENKELS & MCCOY INC., Blue Bell, Pa. ⁸	1,030.5	1,030.5	0	0	43	2	0	37	0	0	13	
9	13	M.C. DEAN INC., Dulles, Va.	810.1	734.7	55	0	0	5	5	0	15	0	20	
10	11	BAKER CONCRETE CONSTRUCTION INC., Monroe, Ohio	744.0	571.0	36	24	19	1	2	0	7	0	0	
11	12	ROSENDIN ELECTRIC INC., San Jose, Calif.	727.0	680.0	18	15	18	0	7	0	12	0	3	
12	10	PERFORMANCE CONTRACTING GROUP INC., Lenexa, Kan. ¹²	697.1	702.9	47	9	22	0	1	7	8	0	0	
13	15	MYR GROUP INC., Rolling Meadows, Ill.	597.1	920.0	25	0	75	0	0	0	0	0	0	
14	17	GREENSTAR SERVICES CORP., New York, N.Y. ¹⁴	557.2	590.2	59	0	0	0	20	0	21	0	0	
15	19	TEAM INDUSTRIAL SERVICES, Alvin, Texas ¹⁵	508.0	508.0	0	0	5	0	0	95	0	0	0	
16	**	PIKE ELECTRIC CORP., Mount Airy, N.C.	485.1	33.9	0	0	100	0	0	0	0	0	0	
17	18	ACCO ENGINEERED SYSTEMS INC., Glendale, Calif.	463.0	422.0	80	10	0	0	0	0	10	0	0	
18	14	INTEGRATED ELECTRICAL SERVICES INC., Houston, Texas	460.6	694.0	62	2	2	2	2	0	0	0	30	
19	21	SOUTHLAND INDUSTRIES, Irvine, Calif.	435.0	NA	100	0	0	0	0	0	0	0	0	
20	70	W.E. BOWERS, Beltsville, Md.	432.5	432.5	100	0	0	0	0	0	0	0	0	
21	26	TECTA AMERICA CORP., Skokie, Ill.	410.0	326.5	60	25	0	0	0	15	0	0	0	
22	31	CENTIMARK CORP., Canonsburg, Pa. ²²	404.0	NA	100	0	0	0	0	0	0	0	0	
23	24	BERGELECTRIC CORP., Los Angeles, Calif.	403.5	503.2	75	10	0	0	5	0	5	0	5	
24	22	STRUCTURAL, Hanover, Md.	394.0	394.0	25	8	0	0	5	22	10	30	0	
25	27	MMR GROUP INC., Baton Rouge, La.	367.0	345.0	0	10	15	0	0	75	0	0	0	
26	33	SAUER HOLDINGS INC., Pittsburgh, Pa. ²⁶	365.2	324.0	92	0	0	0	0	8	0	0	0	
27	32	TRULAND GROUP OF COS., Reston, Va.	342.0	349.0	63	0	2	0	0	0	17	0	18	
28	38	CUPERTINO ELECTRIC INC., San Jose, Calif.	340.3	400.0	60	0	15	0	0	0	0	0	25	
29	16	FISK, Houston, Texas	316.7	295.2	62	0	0	3	2	3	15	0	15	
30	30	THE NEWTRON GROUP LLC, Baton Rouge, La.	315.0	95.0	0	0	40	0	0	55	0	0	5	
31	40	TDINDUSTRIES, Dallas, Texas	308.0	308.0	90	0	0	0	0	10	0	0	0	
32	20	CECO CONSTRUCTION GROUP, Kansas City, Mo.	305.9	315.2	67	5	0	0	2	16	8	0	2	
33	34	HELIX ELECTRIC INC., San Diego, Calif.	304.0	166.0	55	8	9	0	12	0	16	0	0	
34	37	HAYWARD BAKER INC. (A KELLER CO.), Odenton, Md.	298.0	358.0	15	5	10	20	15	15	20	0	0	
35	25	SCHUFF INTERNATIONAL INC., Phoenix, Ariz.	287.6	173.4	50	0	20	0	0	10	20	0	0	
36	**	FURMANITE CORP., Richardson, Texas	286.0	286.0	0	0	16	0	0	80	0	0	0	
37	54	WAYNE J. GRIFFIN ELECTRIC INC., Holliston, Mass.	285.3	264.8	74	9	0	0	7	0	4	0	0	
38	43	MORROW-MEADOWS CORP., Industry, Calif.	277.5	175.0	52	3	0	0	5	20	15	0	5	
39	36	KHS&S CONTRACTORS, Tampa, Fla.	269.2	269.2	100	0	0	0	0	0	0	0	0	
40	49	MASS. ELECTRIC CONSTRUCTION CO., Boston, Mass.	267.6	NA	6	1	7	2	4	6	73	0	1	
41	39	NOOTER CONSTRUCTION CO., St. Louis, Mo.	267.0	344.0	0	0	28	0	0	72	0	0	0	
42	62	JOHN E. GREEN CO., Highland Park, Mich. ⁴²	261.0	261.0	35	45	0	0	9	10	1	0	0	
43	51	IREX CONTRACTING GROUP, Lancaster, Pa. ⁴³	260.9	224.6	33	3	25	0	0	38	1	0	0	
44	44	ALDRIDGE ELECTRIC INC., Libertyville, Ill.	259.0	360.0	9	0	45	0	0	0	40	0	6	
45	47	ISEC INC., Englewood, Colo. ⁴⁵	252.5	259.8	100	0	0	0	0	0	0	0	0	
46	46	LVI SERVICES INC., New York, N.Y.	250.4	234.3	10	10	15	0	10	30	0	20	5	
47	56	HUNT ELECTRIC CORP., St. Paul, Minn.	243.9	198.8	54	18	12	0	0	12	0	0	5	
48	50	LIMBACH FACILITY SERVICES LLC, Pittsburgh, Pa.	242.7	277.0	100	0	0	0	0	0	0	0	0	
49	35	STEELFAB INC., Charlotte, N.C. ⁴⁹	239.4	150.0	90	10	0	0	0	0	0	0	0	
50	66	MILLER PIPELINE CORP., Indianapolis, Ind.	235.6	235.6	0	0	0	1	14	84	0	1	0	

FOOTNOTES: 1 = FACILITY SERVICES; 2 = TELECOMMUNICATIONS; 3 = TELECOMMUNICATIONS; 4 = MULTICRAFT; 5 = SCAFFOLD; 6 = INSULATION; 7 = FIRE PROTECTION SYSTEMS; 8 = TELEDATA; 9 = PLUMBING & OTHER; 10 = PLUMBING; 11 = SPECIALTY INDUSTRIAL; 12 = FLOORING; 13 = GEN. CONSTRUCTION; 14 = INSULATION/DRYWALL/FIRESTOP; 15 = INTERIOR FINISHES / MILLWORK; 16 = FABRICATED STRUCTURAL STEEL; 17 = INSULATION; 18 = INSULATION; 19 = INSULATION; 20 = INSULATION; 21 = INSULATION; 22 = INSULATION; 23 = INSULATION; 24 = INSULATION; 25 = INSULATION; 26 = INSULATION; 27 = INSULATION; 28 = INSULATION; 29 = INSULATION; 30 = INSULATION; 31 = INSULATION; 32 = INSULATION; 33 = INSULATION; 34 = INSULATION; 35 = INSULATION; 36 = INSULATION; 37 = INSULATION; 38 = INSULATION; 39 = INSULATION; 40 = INSULATION; 41 = INSULATION; 42 = INSULATION; 43 = INSULATION; 44 = INSULATION; 45 = INSULATION; 46 = INSULATION; 47 = INSULATION; 48 = INSULATION; 49 = INSULATION; 50 = INSULATION; 51 = INSULATION; 52 = INSULATION; 53 = INSULATION; 54 = INSULATION; 55 = INSULATION; 56 = INSULATION; 57 = INSULATION; 58 = INSULATION; 59 = INSULATION; 60 = INSULATION; 61 = INSULATION; 62 = INSULATION; 63 = INSULATION; 64 = INSULATION; 65 = INSULATION; 66 = INSULATION; 67 = INSULATION; 68 = INSULATION; 69 = INSULATION; 70 = INSULATION; 71 = INSULATION; 72 = INSULATION; 73 = INSULATION; 74 = INSULATION; 75 = INSULATION; 76 = INSULATION; 77 = INSULATION; 78 = INSULATION; 79 = INSULATION; 80 = INSULATION; 81 = INSULATION; 82 = INSULATION; 83 = INSULATION; 84 = INSULATION; 85 = INSULATION; 86 = INSULATION; 87 = INSULATION; 88 = INSULATION; 89 = INSULATION; 90 = INSULATION; 91 = INSULATION; 92 = INSULATION; 93 = INSULATION; 94 = INSULATION; 95 = INSULATION; 96 = INSULATION; 97 = INSULATION; 98 = INSULATION; 99 = INSULATION; 100 = INSULATION.

EMCOR GROUP INC. is the largest specialty contractor on the ENR Top 600 Specialty Contractors list for the ninth consecutive year.

RANK 2011	RANK 2010	FIRM TYPE	2010 (\$ MIL.)		MARKETS (% OF 2010 REVENUE)									
			TOTAL REVENUE	NEW CONTRACTS	GENERAL BUILDING	MANUFACTURING	POWER	WATER SUPPLY	SEWER / WASTE	INDUS. / PETROLEUM	TRANSPORTATION	HAZARDOUS WASTE	TELECOM	
51	60	FAITH TECHNOLOGIES INC., Menasha, Wis.	E	228.3	150.0	43	34	0	1	5	1	2	0	15
52	93	BIGGE CRANE AND RIGGING CO., San Leandro, Calif. ⁵²	O	215.0	205.0	15	12	30	0	10	15	13	0	0
53	149	DRC EMERGENCY SERVICES LLC, Mobile, Ala. ⁵³	O	211.4	190.8	14	0	0	0	0	34	0	0	0
54	41	KINETICS, Durham, N.C.	M	206.0	219.0	15	85	0	0	0	0	0	0	0
55	59	ISC, Baton Rouge, La.	E	205.3	NA	0	0	0	0	0	100	0	0	0
56	94	NCM, Brea, Calif. ⁵⁶	D/A	204.4	198.1	15	10	20	0	0	30	0	25	0
57	132	WELLINGTON POWER CORP., Pittsburgh, Pa.	E	202.5	184.0	11	0	57	0	0	0	30	0	2
58	**	MORGAN CORP, Spartanburg, S.C. ⁵⁸	X	200.0	170.0	3	0	80	5	5	4	3	0	0
59	68	J. F. AHERN CO., Fond du Lac, Wis.	M	199.2	117.0	40	25	8	0	20	7	0	0	0
60	73	HILL MECHANICAL GROUP, Franklin Park, Ill.	M/SH	195.5	167.9	65	13	0	0	0	0	0	0	0
61	61	MILLER ELECTRIC CO., Jacksonville, Fla.	E	194.5	200.0	61	5	5	0	0	2	19	0	8
62	57	BARNHART CRANE & RIGGING CO., Memphis, Tenn. ⁶²	O	192.6	194.0	5	10	45	0	0	35	5	0	0
63	78	MOTOR CITY ELECTRIC CO., Detroit, Mich.	E	190.5	83.7	20	40	0	0	0	20	2	0	15
64	29	HARDER MECHANICAL CONTRACTORS INC., Portland, Ore.	M	190.0	200.0	10	20	10	0	0	60	0	0	0
65	55	THE STATE GROUP, Evansville, Ind.	E/M	188.6	208.0	15	16	22	0	5	28	10	0	4
66	83	PARSONS ELECTRIC, Minneapolis, Minn.	E	188.0	253.0	60	10	0	0	3	15	0	0	12
67	52	WALTERS & WOLF, Fremont, Calif. ⁶⁷	G	183.7	124.5	100	0	0	0	0	0	0	0	0
68	71	CACHE VALLEY ELECTRIC CO., Logan, Utah	E	181.6	166.8	43	0	0	0	0	24	7	0	11
69	462	HEPACO INC., Charlotte, N.C. ⁶⁹	O	180.7	187.5	0	0	0	0	0	0	0	100	0
70	77	ELKHORN HOLDINGS INC., Evanston, Wyo.	M	180.0	215.0	0	0	1	0	0	99	0	0	0
71	48	SACHS ELECTRIC CO., St. Louis, Mo.	E	179.0	163.0	15	20	30	2	0	20	5	0	8
72	89	HARRIS COS., St. Paul, Minn.	M	176.0	185.0	75	0	5	0	5	10	0	5	0
73	75	PENHALL CO., Anaheim, Calif.	D	175.5	133.4	9	7	2	1	1	5	75	0	0
74	45	PACIFIC COAST STEEL, San Diego, Calif. ⁷⁴	O	174.7	217.5	40	0	5	10	10	0	35	0	0
75	107	GAYLOR INC., Indianapolis, Ind.	E	173.9	107.9	21	22	12	0	0	36	4	0	5
76	67	U.S. ENGINEERING CO., Kansas City, Mo.	M	173.0	227.6	56	12	1	0	1	8	2	0	0
77	82	TITAN CONTRACTING/HORN INDUSTRIAL SERVICES, Owensboro, Ky.	M	171.1	127.1	0	0	65	0	5	30	0	0	0
78	102	E-J ELECTRIC INSTALLATION CO., Long Island City, N.Y.	E	167.5	75.0	30	0	40	0	10	0	20	0	0
79	42	ENCLOS CORP., Eagan, Minn.	G	164.4	153.9	90	0	0	0	0	0	10	0	0
80	98	REDWOOD CITY ELECTRIC INC., Santa Clara, Calif. ⁸⁰	E	163.0	210.0	65	15	0	0	0	0	10	0	10
81	74	MALCOLM DRILLING CO. INC., San Francisco, Calif.	X	162.1	196.8	15	3	0	0	8	0	75	0	0
82	121	HATZEL & BUEHLER INC., Wilmington, Del.	E	161.7	176.8	60	0	10	0	0	30	0	0	0
83	174	WACHTER INC., Lenexa, Kan.	E	160.2	52.8	80	10	0	0	0	10	0	0	0
84	65	CRITCHFIELD MECHANICAL INC., San Jose, Calif.	M	159.3	244.0	80	15	0	0	0	0	5	0	0
85	23	MMC CORP, Kansas City, Mo.	M	158.0	213.0	70	0	0	0	0	30	0	0	0
86	**	SHAFT DRILLERS INTERNATIONAL LLC, Mt. Morris, Pa. ⁸⁶	X/M	157.3	140.1	7	0	79	0	0	0	14	0	0
87	224	DURR MECHANICAL CONSTRUCTION INC., New York, N.Y.	M	156.9	73.6	21	0	41	34	3	0	0	0	0
88	106	K2 INDUSTRIAL SERVICES INC., Hammond, Ind. ⁸⁸	O/P	153.8	162.3	0	0	21	1	1	74	0	1	0
89	105	DAVIS H. ELLIOT CO. INC., Roanoke, Va.	E	153.8	75.0	15	0	85	0	0	0	0	0	0
90	92	WALKER ENGINEERING INC., Dallas, Texas	E	153.5	145.1	100	0	0	0	0	0	0	0	0
91	58	MURPHY CO. MECHANICAL CONTRACTORS & ENGINEERS, St. Louis, Mo.	M	151.5	151.0	54	36	1	0	0	9	0	0	0
92	79	YTG LLC, Philadelphia, Miss.	E	150.8	129.1	72	11	3	0	0	15	0	0	0
93	117	THE COASTAL GROUP, Melbourne, Fla.	M	149.4	89.7	96	0	0	0	0	3	0	0	1
94	116	COCHRAN INC., Seattle, Wash. ⁹⁴	E/O	148.7	92.6	60	3	0	0	2	4	0	0	20
95	72	IVEY MECHANICAL CO., Kosciusko, Miss.	M	140.0	122.0	80	20	0	0	0	0	0	0	0
96	124	UNIVERSITY MECHANICAL CONTRACTORS INC., Mukilteo, Wash.	M	140.0	130.0	28	6	1	0	9	6	2	0	0
97	120	WESTERN CONSTRUCTION GROUP, St. Louis, Mo.	MA/C	139.4	180.0	94	6	0	1	0	0	0	0	0
98	103	APOLLO MECHANICAL CONTRACTORS, Kennewick, Wash.	M	139.0	58.4	70	10	5	0	0	15	0	0	0
99	85	GATE PRECAST CO., Jacksonville, Fla.	C	139.0	136.5	90	5	0	0	0	0	5	0	0
100	125	CORVAL GROUP INC., St. Paul, Minn.	M	138.6	70.0	17	6	36	13	0	19	0	0	0

FOOTNOTES: 52 = CRANE & RIGGING WORK; 53 = DEBRIS REMOVAL; 56 = TRUCKING/RECYCLING; 58 = ROOF CONCRETE; 62 = LIFTING AND TRANSPORT; 67 = DOORS, FRAMES & HARDWARE; 69 = HAZ WASTE; 74 = REINFORCING STEEL; 80 = FHE ALARM, DATA & TELECOM; 86 = SPECIALTY DRILLING (PLUGGING); 88 = INDUSTRIAL CLEANING/INSULATION; 94 = COMM, SECURITY, AV, SHORE POWER, SOLAR PRODUCTS

PIKE ELECTRIC CORP. is the largest newcomer to the ENR Top 600, although some of its subsidiaries have been on the Top 600 in the past.

RANK 2011	RANK 2010	FIRM TYPE	2010 (\$ MIL.)		MARKETS (% OF 2010 REVENUE)								
			TOTAL REVENUE	NEW CONTRACTS	GENERAL BUILDING	MANUFACTURING	POWER	WATER SUPPLY	SEWER / WASTE	INDUS. / PETROLEUM	TRANSPORTATION	HAZARDOUS WASTE	TELECOM
101	161	MECHANICAL INC., Freeport, Ill.	136.1	145.0	80	7	2	0	5	6	0	0	0
102	**	CLEAN EARTH INC., Hatboro, Pa. ¹⁰²	135.3	135.3	7	0	7	0	0	32	37	16	0
103	80	GUARANTEE ELECTRICAL CO., St. Louis, Mo.	135.3	122.0	64	3	1	2	2	15	1	0	12
104	156	SULLIVAN & MCLAUGHLIN COS. INC., Boston, Mass.	134.0	125.0	80	0	0	0	0	1	2	0	17
105	76	UNITY INTERNATIONAL GROUP INC., Flushing, N.Y.	133.0	107.0	100	0	0	0	0	0	0	0	0
106	69	STANDARD DRYWALL INC., Lakeside, Calif.	132.7	31.3	100	0	0	0	0	0	0	0	0
107	148	BRANDENBURG INDUSTRIAL SERVICE CO., Chicago, Ill.	132.6	74.6	5	10	15	0	0	50	10	10	0
108	104	TERRA MILLENNIUM CORP., Richmond, Calif. ¹⁰⁸	131.2	150.0	0	0	25	0	5	60	0	10	0
109	96	CASEY INDUSTRIAL INC., Westminster, Colo.	131.0	59.0	0	7	86	0	0	7	0	0	0
110	133	NICHOLSON CONSTRUCTION CO., Cuddy, Pa. ¹¹⁰	129.4	135.2	55	0	2	11	11	1	20	0	0
111	**	TREVIICOS, Charlestown, Mass. ¹¹¹	126.6	47.0	0	0	0	90	0	0	0	0	0
112	91	TEAM FISHEL, Columbus, Ohio ¹¹²	126.4	150.0	0	0	0	0	0	0	0	0	64
113	153	MIDWEST STEEL INC., Detroit, Mich.	126.0	123.0	17	70	0	0	0	5	3	5	0
114	99	CLEVELAND ELECTRIC CO., Atlanta, Ga.	125.4	100.0	20	15	16	0	15	10	20	0	4
115	126	INGLETT & STUBBS LLC, Mableton, Ga.	125.0	140.0	85	0	0	0	0	0	15	0	0
116	88	RK MECHANICAL INC., Denver, Colo.	124.3	168.4	91	0	0	0	0	5	4	0	0
117	135	ENVIROCON INC., Missoula, Mont. ¹¹⁷	123.1	75.3	0	1	0	0	0	43	0	56	0
118	122	MCCARL'S INC., Beaver Falls, Pa.	121.0	115.0	0	0	55	0	0	45	0	0	0
119	95	ACOUSTI ENGINEERING CO. OF FL, Orlando, Fla.	120.0	79.5	40	10	0	0	0	0	50	0	0
120	87	BERKEL & CO. CONTRACTORS INC., Bonner Springs, Kan.	120.0	175.0	25	0	10	10	0	35	10	0	0
121	**	JMEG LP, Carrollton, Texas	119.9	152.3	63	32	0	0	0	0	5	0	0
122	165	SPRIG ELECTRIC, San Jose, Calif.	119.4	136.6	52	18	0	0	0	0	0	0	16
123	**	PRECISION WALLS INC., Cary, N.C.	119.4	NA	100	0	0	0	0	0	0	0	0
124	152	NEW RIVER ELECTRICAL CORP., Cloverdale, Va.	119.2	50.0	0	0	95	0	0	5	0	0	0
125	144	J.C. CANNISTRARO LLC, Watertown, Mass.	117.5	NA	100	0	0	0	0	0	0	0	0
126	129	BAKERTRIANGLE, Dallas, Texas	117.0	108.5	95	5	0	0	0	0	0	0	0
127	138	T.A.S. COMMERCIAL CONCRETE CONSTRUCTION LLC, Houston, Texas	115.1	92.5	94	0	0	0	6	0	0	0	0
128	158	THE BEAVER EXCAVATING CO., Canton, Ohio	114.0	175.0	0	0	5	0	35	15	45	0	0
129	159	VALLEY ELECTRIC CO. OF MOUNT VERNON INC., Everett, Wash.	113.4	130.0	30	20	0	0	25	10	10	0	5
130	97	NATIONAL CONSTRUCTION ENTERPRISES INC., Ypsilanti, Mich.	112.8	101.6	100	0	0	0	0	0	0	0	0
131	142	PIERCE ASSOCIATES INC., Alexandria, Va.	112.4	NA	95	0	3	0	2	0	0	0	0
132	173	W & W GLASS LLC, Nanuet, N.Y.	110.0	90.0	100	0	0	0	0	0	0	0	0
133	115	MURRAY CO., Rancho Dominguez, Calif.	109.4	140.0	30	20	5	0	10	15	20	0	0
134	86	FRESH MEADOW MECHANICAL CORP., Fresh Meadows, N.Y.	109.4	80.5	99	0	1	0	0	0	0	0	0
135	130	EGAN CO., Brooklyn Park, Minn.	109.0	100.0	40	35	0	0	0	10	15	0	0
136	203	LAKE ERIE ELECTRIC COS., Cleveland, Ohio	108.6	111.1	30	10	5	0	10	15	0	0	0
137	81	UNITED FORMING INC., Austell, Ga.	106.7	59.4	85	0	0	0	1	12	2	0	0
138	**	NORTHEAST REMSCO CONSTRUCTION INC., Farmingdale, N.J.	106.0	79.0	0	17	0	35	32	0	0	0	0
139	166	HIGH CONCRETE GROUP LLC, Denver, Pa.	105.0	138.0	83	0	0	0	1	0	16	0	0
140	157	VEIT & CO. INC., Rogers, Minn.	105.0	105.0	29	0	14	3	8	16	23	1	0
141	**	TOTAL FACILITY SOLUTIONS, Plano, Texas	104.9	137.4	0	100	0	0	0	0	0	0	0
142	154	GEM INC., Walbridge, Ohio ¹⁴²	104.7	194.5	9	21	3	0	0	54	0	0	1
143	140	CAPFORM INC., Carrollton, Texas	104.5	59.0	100	0	0	0	0	0	0	0	0
144	**	LEE CO., Franklin, Tenn.	104.3	79.0	85	10	0	0	1	4	0	0	0
145	254	ENVIRONMENTAL RESTORATION LLC, St. Louis, Mo. ¹⁴⁵	103.0	NA	0	0	0	0	0	0	0	60	0
146	184	WARWICK PLUMBING & HEATING, Newport News, Va.	102.0	75.0	80	0	0	0	0	20	0	0	0
147	155	E.S. WAGNER CO., Oregon, Ohio	101.9	91.3	0	0	0	12	0	0	88	0	0
148	175	O'CONNELL ELECTRIC CO. INC., Victor, N.Y.	101.7	75.0	36	4	41	1	1	7	5	0	5
149	119	TRI-CITY ELECTRICAL CONTRACTORS INC., Altamonte Springs, Fla.	101.4	73.6	95	0	0	0	0	0	0	0	5
150	260	CUMMINGS ELECTRICAL INC., Fort Worth, Texas	101.0	45.0	65	10	5	0	0	15	0	0	5

FOOTNOTES: 102 = SOIL & DREDGE TREATMENT AND DISPOSAL; 108 = REFRACTORY; 110 = GEOTECHNICAL CONSTRUCTION; 111 = DAM & LEVEE REHABILITATION; 112 = COMMERCIAL; 117 = HAZARDOUS WASTE REMEDIATION; 142 = STAFF AUGMENTATION; 145 = ENVIRONMENTAL

W.E. BOWERS doubled its size despite a down market by winning federal work in the D.C. area and by working in the hot data-center market.

RANK 2011	RANK 2010	FIRM TYPE	2010 (\$ MIL.)		MARKETS (% OF 2010 REVENUE)									
			TOTAL REVENUE	NEW CONTRACTS	GENERAL BUILDING	MANUFACTURING	POWER	WATER SUPPLY	SEWER / WASTE	INDUS. / PETROLEUM	TRANSPORTATION	HAZARDOUS WASTE	TELECOM	
151	190	D.H. GRIFFIN WRECKING CO. INC., Greensboro, N.C.	D	101.0	29.8	30	10	20	0	3	30	2	5	0
152	194	STARK EXCAVATING INC., Bloomington, Ill.	U/M	100.6	90.4	25	9	0	0	0	0	66	0	0
153	211	AMERICAN TECHNOLOGIES INC., Orange, Calif.	O	100.0	14.0	100	0	0	0	0	0	0	0	0
154	128	FREESTATE ELECTRICAL SERVICE CO., Laurel, Md.	E	100.0	90.0	95	0	0	0	0	0	0	0	5
155	134	VSC FIRE & SECURITY INC., Ashland, Va. ¹⁵⁵	O	99.6	96.3	95	5	0	0	0	0	0	0	0
156	195	MCKINNEY DRILLING CO., Odenton, Md.	X	98.6	80.0	40	0	30	0	0	0	20	0	10
157	181	ROGERS ELECTRIC, Atlanta, Ga.	E	97.7	97.5	97	0	0	0	0	0	0	0	3
158	101	THE WILLIAMS GROUP, Merrifield, Va. ¹⁵⁸	ST/O	97.1	77.7	55	0	0	0	0	26	19	0	0
159	168	ARDENT SERVICES LLC, Covington, La.	E	95.2	101.8	0	1	2	0	0	97	0	0	0
160	183	DELTA DIVERSIFIED ENTERPRISES INC., Tempe, Ariz.	E	95.0	60.0	40	35	15	0	5	0	5	0	0
161	111	WORTH & CO. INC., Pipersville, Pa.	M	94.6	101.0	78	0	0	0	22	0	0	0	0
162	118	SCHUSTER CONCRETE CONSTRUCTION, Baltimore, Md.	C	94.4	91.4	100	0	0	0	0	0	0	0	0
163	250	FOLEY CO., Kansas City, Mo.	M	93.1	96.4	25	15	10	0	50	0	0	0	0
164	137	FABARC STEEL SUPPLY INC., Oxford, Ala. ¹⁶⁴	O	93.0	44.3	20	30	10	0	0	30	10	0	0
165	141	REMEDIAL CONSTRUCTION SERVICES LP, Houston, Texas ¹⁶⁵	O	92.7	72.3	0	0	6	0	0	80	0	0	0
166	109	CONTINENTAL ELECTRICAL CONSTRUCTION CO., Skokie, Ill.	E	92.6	80.0	60	20	0	0	0	0	0	0	20
167	199	SOUTHERN INDUSTRIAL CONSTRUCTORS INC., Raleigh, N.C.	M/E	92.2	92.2	0	40	20	0	0	40	0	0	0
168	163	SCHECK INDUSTRIES, Countryside, Ill. ¹⁶⁸	M/O	91.9	126.6	0	0	25	0	0	75	0	0	0
169	212	MORSE ELECTRIC, Freeport, Ill.	E	91.9	150.1	0	15	0	25	0	0	60	0	0
170	167	LETSOS CO., Houston, Texas	M	91.7	73.3	93	0	7	0	0	1	0	0	0
171	147	S&F CONCRETE CONTRACTORS INC., Hudson, Mass.	C	91.5	76.0	81	4	2	0	10	0	3	0	0
172	214	ERMCO INC., Indianapolis, Ind.	E	90.4	106.9	58	20	0	0	5	0	5	0	12
173	110	GILL-SIMPSON, Baltimore, Md.	E	90.0	75.0	63	5	10	0	0	10	10	0	2
174	191	INTERSTATES COS., Sioux Center, Iowa	E	86.6	63.3	1	10	1	0	0	88	0	0	0
175	201	DUCCI ELECTRICAL CONTRACTORS INC., Torrington, Conn.	E	86.4	106.9	39	5	24	0	0	0	27	0	5
176	204	SHAPIRO & DUNCAN INC., Rockville, Md.	M	86.2	100.0	100	0	0	0	0	0	0	0	0
177	112	BERMUDEZ, LONGO, DIAZ-MASSO LLC, San Juan, P.R.	E/U	86.2	83.0	20	12	5	12	12	6	28	0	5
178	169	GRUNAU CO., Oak Creek, Wis.	M	86.0	66.0	45	20	0	0	10	20	5	0	0
179	176	HERMANSON CO. LLP, Kent, Wash. ¹⁷⁹	M	86.0	69.2	88	10	0	2	0	0	0	0	0
180	217	DORVIN D. LEIS CO. INC., Kahului, Hawaii	M	86.0	55.3	99	0	1	0	1	0	0	0	0
181	274	CCI MECHANICAL INC., Salt Lake City, Utah	M	85.8	60.0	50	25	5	0	0	20	0	0	0
182	185	S.B. BALLARD CONSTRUCTION CO., Virginia Beach, Va.	C	85.0	62.3	100	0	0	0	0	0	0	0	0
183	196	JE RICHARDS INC., Beltsville, Md.	E	84.5	59.5	80	15	0	0	0	0	0	0	5
184	**	THE ROBERTS CO., Winterville, N.C.	M	84.0	114.0	0	0	0	0	0	100	0	0	0
185	**	HYPOWER INC., Fort Lauderdale, Fla. ¹⁸⁵	E/U	83.0	130.0	30	0	20	0	10	0	20	0	20
186	150	CASE FOUNDATION CO., Roselle, Ill.	X	83.0	110.6	25	0	5	0	0	15	55	0	0
187	164	LUDVIK ELECTRIC CO., Lakewood, Colo.	E	82.9	192.9	58	0	0	23	15	0	0	0	4
188	227	THE BELDON GROUP, San Antonio, Texas ¹⁸⁸	O	82.5	85.0	100	0	0	0	0	0	0	0	0
189	202	RYAN INC. CENTRAL, Janesville, Wis.	X	82.2	64.5	34	0	20	0	40	0	0	0	0
190	145	A.O. REED & CO., San Diego, Calif.	M	81.0	92.6	70	10	0	0	0	10	10	0	0
191	160	MIDWEST DRYWALL CO. INC., Wichita, Kan.	W	81.0	75.0	99	1	0	0	0	0	0	0	0
192	235	MONA ELECTRIC GROUP INC., Clinton, Md.	E	81.0	54.0	92	0	0	0	0	0	0	0	8
193	136	BOMEL CONSTRUCTION CO. INC., Anaheim Hills, Calif.	C	80.0	80.0	90	0	0	0	0	0	10	0	0
194	208	NATIONS ROOF LLC, Lithia Springs, Ga.	R	80.0	120.0	35	20	0	0	0	25	10	0	10
195	180	UNIVERSAL PLANT SERVICES INC., Deer Park, Texas	M	80.0	NA	0	0	12	0	0	88	0	0	0
196	178	BEST CONTRACTING SERVICES INC., Gardena, Calif. ¹⁹⁶	R	79.4	82.4	49	0	0	0	0	1	10	0	0
197	257	WEST VALLEY CONSTRUCTION CO. INC., Campbell, Calif.	U	78.7	67.0	0	0	0	92	0	0	0	0	8
198	205	SINGLETON ELECTRIC CO. INC., Gaithersburg, Md.	E	78.0	84.0	55	0	0	0	35	0	0	0	10
199	**	A.C. DELLOVADE INC., Canonsburg, Pa. ¹⁹⁹	O	77.7	57.4	15	20	45	0	0	10	10	0	0
200	263	CONDON JOHNSON & ASSOC. INC., Oakland, Calif.	X	77.3	56.5	10	0	0	0	0	0	90	0	0

FOOTNOTES: 155 = FIRE PROTECTION; 156 = STEEL FABRICATION; 164 = STRUCTURAL STEEL; 165 = REMEDIATION/GEOTECHNICAL; 168 = BOILER SERVICES; 179 = ENERGY SERVICES; 185 = SOLAR; 188 = PUBLIC WORKS; HEALTHCARE; MILITARY; 199 = METAL SIDING

QUANTA SERVICES INC. acquired Valard Construction, one of Canada's largest electric-power-line contractors, on Oct. 22, 2010, for cash and stock.

RANK		FIRM	2010 (\$ MIL.)		MARKETS (% OF 2010 REVENUE)									
2011	2010		TOTAL REVENUE	NEW CONTRACTS	GENERAL BUILDING	MANUFACTURING	POWER	WATER SUPPLY	SEWER / WASTE	INDUS. / PETROLEUM	TRANSPORTATION	HAZARDOUS WASTE	TELECOM	
201	192	PORT MORRIS TILE & MARBLE CORP., Bronx, N.Y. ²⁰¹	76.9	43.1	100	0	0	0	0	0	0	0	0	
202	216	HUSSUNG MECHANICAL CONTRACTORS INC., Louisville, Ky.	76.4	76.4	80	10	5	5	0	0	0	0		
203	193	CHARLES E. JARRELL CONTRACTING INC., Earth City, Mo.	75.5	65.0	100	0	0	0	0	0	0	0		
204	328	NASDI LLC, Waltham, Mass.	75.0	75.0	50	10	0	0	0	0	30	10		
205	151	ALTERMAN, San Antonio, Texas	74.4	48.7	70	10	0	0	0	0	0	20		
206	230	BIERLEIN DEMOLITION & DISMANTLING, Midland, Mich.	74.2	79.7	20	30	5	0	0	34	0	11		
207	253	KALKREUTH ROOFING & SHEET METAL INC., Wheeling, W.Va.	74.1	71.4	85	7	0	0	0	8	0	0		
208	242	THE FARFIELD CO., Litzitz, Pa.	74.0	43.9	73	0	6	0	0	0	15	6		
209	146	CROWN CORR INC., Gary, Ind.	73.0	64.0	80	20	0	0	0	0	0	0		
210	198	AZCO INC., Menasha, Wis.	72.8	73.6	0	2	91	0	0	7	0	0		
211	221	VAUGHN INDUSTRIES LLC, Carey, Ohio	72.0	69.9	60	10	29	0	0	0	0	1		
212	218	MLN CO., Houston, Texas	71.8	35.0	100	0	0	0	0	0	0	0		
213	251	UNIVERSAL BUILDERS SUPPLY INC., New Rochelle, N.Y. ²¹³	71.0	32.0	100	0	0	0	0	0	0	0		
214	**	SAK CONSTRUCTION LLC, O'Fallon, Mo.	70.4	116.6	0	0	0	5	95	0	0	0		
215	179	COMMONWEALTH ELECTRIC CO. OF THE MIDWEST, Lincoln, Neb.	69.4	87.1	75	0	5	0	0	6	3	7		
216	229	CONCRETE STRATEGIES LLC, St. Louis, Mo.	68.9	44.2	35	20	0	0	0	20	25	0		
217	226	BAKER GROUP, Des Moines, Iowa ²¹⁷	68.7	65.0	94	0	0	0	0	1	1	4		
218	237	KELSO-BURNETT CO., Chicago, Ill.	66.8	64.0	69	10	0	0	0	0	0	14		
219	236	W.G. TOMKO INC., Finleyville, Pa.	66.5	104.0	28	0	0	2	5	0	0	0		
220	349	COMNET COMMUNICATIONS LLC, Bethel, Conn. ²²⁰	66.1	62.3	90	1	0	0	0	0	0	9		
221	177	REX MOORE ELECTRICAL CONTRACTORS & ENGRS., Sacramento, Calif.	65.4	80.0	60	20	0	0	0	10	0	10		
222	200	OIL CAPITAL ELECTRIC, Tulsa, Okla.	65.4	60.0	65	5	5	0	20	5	0	0		
223	207	WILSON ELECTRIC SERVICES CORP., Tempe, Ariz. ²²³	65.3	45.9	65	5	0	5	0	5	0	20		
224	187	PIC GROUP INC., Marietta, Ga.	65.0	47.0	0	0	100	0	0	0	0	0		
225	186	COLLINS ELECTRICAL CO. INC., Stockton, Calif.	65.0	54.3	77	0	0	7	5	0	10	0		
226	240	IPS, Maumee, Ohio ²²⁶	63.1	NA	15	15	5	0	5	60	0	0		
227	**	CONCRETE GENERAL INC., Gaithersburg, Md.	62.8	82.7	0	0	0	0	15	0	85	0		
228	228	ARCHITECTURAL GLASS & ALUMINUM CO. INC., Alameda, Calif.	62.5	50.0	100	0	0	0	0	0	0	0		
229	256	KENT COS. INC., Grand Rapids, Mich.	62.0	55.0	50	25	0	0	0	15	10	0		
230	**	OTTO BAUM CO. INC., Morton, Ill.	61.8	41.4	60	0	0	0	0	0	40	0		
231	387	DUNBAR MECHANICAL INC., Toledo, Ohio	61.2	20.3	7	10	48	0	0	9	0	0		
232	288	THE CAMPBELL COS., Memphis, Tenn.	61.0	60.0	90	10	0	0	0	0	0	0		
233	209	CSI ELECTRICAL CONTRACTORS INC., Santa Fe Springs, Calif.	60.9	51.4	37	10	25	0	5	15	3	5		
234	308	VEE-JAY CEMENT CONTRACTING CO. INC., St. Louis, Mo. ²³⁴	60.4	60.0	80	5	0	0	0	15	0	0		
235	189	GROUP BUILDERS INC., Honolulu, Hawaii	60.4	21.8	100	0	0	0	0	0	0	0		
236	272	L.P.R. CONSTRUCTION CO., Loveland, Colo. ²³⁶	60.4	21.7	35	0	17	0	0	48	0	0		
237	297	MOBLEY INDUSTRIAL SERVICES INC., Laporte, Texas ²³⁷	60.0	60.0	0	0	0	0	0	98	0	2		
238	197	SUNTEC CONCRETE INC., Phoenix, Ariz.	60.0	59.0	100	0	0	0	0	0	0	0		
239	**	THE SHOCKEY PRECAST GROUP, Winchester, Va.	59.8	99.1	40	0	0	0	0	0	0	0		
240	**	KIMMINS CONTRACTING CORP., Tampa, Fla.	59.5	61.0	30	0	0	20	0	30	10	0		
241	238	HI-TECH ELECTRIC INC., Houston, Texas	59.5	78.7	70	5	0	5	5	12	0	3		
242	358	MUTH ELECTRIC INC., Mitchell, S.D.	59.4	61.5	63	8	3	7	3	6	5	5		
243	466	FOUNTAIN CONSTRUCTION CO. INC., Jackson, Miss. ²⁴³	58.7	40.0	99	1	0	0	0	0	0	0		
244	267	ALEX E. PARIS CONTRACTING CO. INC., Atlasburg, Pa. ²⁴⁴	58.2	50.0	0	0	0	35	10	55	0	0		
245	**	FAULCONER CONSTRUCTION CO. INC., Charlottesville, Va.	58.2	53.2	0	0	0	15	25	0	60	0		
246	188	STEINY AND CO. INC., Vallejo, Calif.	57.5	62.1	9	0	0	8	13	0	71	0		
247	**	POLK MECHANICAL CO., Grand Prairie, Texas	57.2	66.4	78	0	0	0	0	22	0	0		
248	309	MARATHON ELECTRICAL CONTRACTORS INC., Birmingham, Ala.	57.1	31.0	92	0	0	0	0	0	0	8		
249	284	FOUNDATION CONSTRUCTORS INC., Oakley, Calif.	56.9	81.3	23	0	8	4	10	8	47	0		
250	**	NEAD ORGANIZATION, East Rutherford, N.J. ²⁵⁰	56.7	68.0	86	3	0	0	0	0	5	6		

FOOTNOTES: 201 = TILE, MARBLE, TERRAZZO, EXTERIOR STONE; 213 = SCAFFOLDING/HOISTING; 217 = CONTROLS & SECURITY; 220 = TELECOM; 223 = SPECIAL SYSTEMS; 226 = RIGGING; 234 = COMMERCIAL POOLS; 236 = INDUSTRIAL & EQUIPMENT INSTAL.; 237 = SCAFFOLD AND INSULATION; 243 = GENERAL CONSTRUCTION; 244 = INDUSTRIAL; 250 = TELECOM

MMC CORP fell from No. 23 last year after the firm split into a mechanical firm, which sent in a survey, and a GC, which did not.

RANK 2011	RANK 2010	FIRM TYPE	2010 (\$ MIL.)		MARKETS (% OF 2010 REVENUE)									
			TOTAL REVENUE	NEW CONTRACTS	GENERAL BUILDING	MANUFACTURING	POWER	WATER SUPPLY	SEWER / WASTE	INDUS. / PETROLEUM	TRANSPORTATION	HAZARDOUS WASTE	TELECOM	
251	291	AMEX NOOTER LLC, Hammond, Ind.	M	56.7	60.0	0	0	5	0	0	95	0	0	0
252	314	MIDSTATE MECHANICAL INC., Phoenix, Ariz.	M	56.6	53.8	100	0	0	0	0	0	0	0	0
253	268	TRI CITY ELECTRIC CO. OF IOWA, Davenport, Iowa	E	55.3	36.4	51	31	0	0	0	0	3	0	15
254	289	CERRY DEMOLITION, Houston, Texas	D/O	55.0	NA	100	0	0	0	0	0	0	0	0
255	**	BRYANT-DURHAM ELECTRIC CO. INC., Durham, N.C.	E	54.4	27.2	60	0	0	0	0	0	0	0	0
256	**	M.B. HAYNES CORP., Asheville, N.C. ²⁵⁶	E/U	54.0	45.0	50	10	10	0	0	20	10	0	0
257	**	GAMMA USA INC., Miami, Fla.	G	53.8	101.9	100	0	0	0	0	0	0	0	0
258	338	J. RANCK ELECTRIC INC., Mount Pleasant, Mich.	E	53.5	52.6	18	19	12	0	9	0	42	0	0
259	380	VAN ERT ELECTRIC CO. INC., Wausau, Wis. ²⁵⁹	E	53.3	42.0	19	0	34	0	2	39	3	0	3
260	**	LAWSON MECHANICAL CONTRACTORS, Sacramento, Calif.	M	53.2	32.5	90	0	0	0	0	10	0	0	0
261	296	MARINA LANDSCAPE INC., Anaheim, Calif. ²⁶¹	O	53.0	65.0	40	0	0	2	2	0	56	0	0
262	305	EDWIN L. HEIM CO., Harrisburg, Pa.	E	52.8	31.1	31	25	2	0	8	20	5	0	9
263	276	DRILL TECH DRILLING & SHORING INC., Antioch, Calif.	X	52.7	28.8	10	0	0	25	0	5	60	0	0
264	321	MCDADE-WOODCOCK INC., Albuquerque, N.M.	E	52.3	34.4	10	10	0	10	60	0	10	0	0
265	225	MBR CONSTRUCTION SERVICES INC., Reading, Pa.	E/M	52.3	72.3	55	20	15	0	10	0	0	0	0
266	425	W.A. CHESTER LLC, Lanham, Md.	U	52.0	37.3	0	0	100	0	0	0	0	0	0
267	300	IMCOR - INTERSTATE MECHANICAL CORP., Phoenix, Ariz. ²⁶⁷	M/SH	52.0	38.0	44	5	3	0	3	0	30	0	15
268	**	ALBIN CARLSON & CO., Addison, Ill.	C	51.8	37.9	11	0	1	13	0	1	75	0	0
269	317	E.S. BOULOS CO., Westbrook, Maine	E	51.8	56.9	30	10	40	0	0	10	0	0	10
270	271	AREA ERECTORS INC., Rockford, Ill.	ST	51.7	48.7	70	15	2	0	4	4	5	0	0
271	**	FIORE & SONS INC., Denver, Colo. ²⁷¹	X/O	51.0	45.8	37	8	6	13	3	0	29	4	0
272	281	NEWKIRK ELECTRIC, Muskegon, Mich.	E	50.8	39.8	6	0	57	0	2	10	0	0	25
273	239	NORMENT SECURITY GROUP INC., Montgomery, Ala. ²⁷³	O	50.1	39.0	0	0	0	0	0	0	0	0	0
274	311	CALIFORNIA DRYWALL CO., San Jose, Calif.	W	50.0	50.0	85	10	0	0	0	0	5	0	0
275	318	SDB INC., Tempe, Ariz.	W	49.9	57.9	64	36	0	0	0	0	0	0	0
276	325	TECHNO COATINGS INC., Anaheim, Calif.	P	49.7	46.3	10	10	30	10	10	10	10	0	0
277	290	MCGEE BROTHERS CO. INC., Monroe, N.C.	MA	49.7	2.3	100	0	0	0	0	0	0	0	0
278	261	BRUCE & MERRILEES ELECTRIC CO., New Castle, Pa.	E	49.6	55.0	5	0	15	0	0	10	50	0	0
279	270	J & S MECHANICAL CONTRACTORS INC., Draper, Utah	M	48.7	75.1	100	0	0	0	0	0	0	0	0
280	402	MARKHAM CONTRACTING CO. INC., Phoenix, Ariz. ²⁸⁰	X	48.7	23.5	8	0	1	0	2	1	88	0	0
281	330	MEISNER ELECTRIC INC. OF FLORIDA, Delray Beach, Fla.	E	48.6	43.1	78	13	1	0	0	0	5	0	3
282	433	SURE STEEL INC., Sandy, Utah	ST	48.5	20.0	20	10	0	0	0	40	0	0	0
283	**	SMITH & WESSON SECURITY SOLUTIONS, Franklin, Tenn. ²⁸³	O	48.3	35.1	20	0	0	0	0	10	5	5	0
284	312	THE TRI-M GROUP LLC, Kennett Square, Pa.	E	48.2	57.1	45	15	10	0	0	20	0	0	10
285	352	KENMOR ELECTRIC CO. LP, Houston, Texas ²⁸⁵	E	48.2	23.2	98	0	0	0	0	0	0	0	2
286	329	MATCO ELECTRIC CORP., Vestal, N.Y.	E	48.0	22.1	67	18	0	0	0	0	0	0	15
287	302	CBO GLASS INC., Alden, N.Y.	G	48.0	62.0	100	0	0	0	0	0	0	0	0
288	295	DYNATEN CORP., Fort Worth, Texas	M	48.0	46.0	83	8	0	0	0	9	0	0	0
289	448	BORDERLAND CONSTRUCTION CO. INC., Tucson, Ariz. ²⁸⁹	X/C	48.0	48.5	19	0	0	3	1	0	77	0	0
290	422	WILKS MASONRY CORP., Aledo, Texas	MA	47.3	11.3	90	0	0	10	0	0	0	0	0
291	419	BEARD CONSTRUCTION GROUP LLC, Port Allen, La.	X	47.1	41.2	0	3	4	0	7	65	12	0	0
292	388	BAYSIDE INTERIORS INC., Fremont, Calif.	W	47.0	43.9	90	10	0	0	0	0	0	0	0
293	399	SUPERIOR AIR HANDLING, Clearfield, Utah	SH	46.9	47.6	90	0	0	0	0	10	0	0	0
294	**	BRENT SCARBROUGH & CO., Fayetteville, Ga.	U	46.6	41.3	100	0	0	0	0	0	0	0	0
295	241	MARON ELECTRIC CO., Skokie, Ill. ²⁹⁵	E/O	46.4	57.9	71	0	0	0	0	0	0	0	12
296	335	OKLAHOMA ELECTRICAL SUPPLY CO., Oklahoma City, Okla.	E	46.4	37.5	61	2	8	0	0	5	0	0	24
297	283	B.T. MANCINI CO. INC., Milpitas, Calif. ²⁹⁷	SH/O	46.4	46.1	85	10	0	0	0	0	5	0	0
298	**	AVALOTIS CORP., Verona, Pa.	P	46.1	33.2	5	5	50	0	0	30	10	0	0
299	299	BIRDAIR INC., Amherst, N.Y.	R	46.0	50.0	100	0	0	0	0	0	0	0	0
300	364	CLEVELAND CEMENT CONTRACTORS INC., Cleveland, Ohio	C	46.0	21.0	100	0	0	0	0	0	0	0	0

FOOTNOTES: ²⁵⁶ = SECURITY, FIRE ALARM; ²⁵⁹ = PHONE SYSTEMS; ²⁶¹ = LANDSCAPE, IRRIGATION, EROSION CONTROL; ²⁶⁷ = PIPING & PLUMBING; ²⁷¹ = TRUCKING; ²⁷³ = DETENTION AND SECURITY ELECTRONICS; ²⁸⁰ = SITEWORK; ²⁸³ = PERIMETER SECURITY INSTALLATION; ²⁸⁵ = PAVING; ²⁸⁹ = DATA NETWORKING, LOW VOLTAGE, SECURITY & COMMUNICATIONS; ²⁹⁷ = FLOORING

DANCKER, SELLEW & DOUGLAS, a corporate interiors contractor and furniture maker, is the oldest firm on the list, having been founded in 1829.

RANK 2011	RANK 2010	FIRM TYPE	2010 (\$ MIL.)		MARKETS (% OF 2010 REVENUE)									
			TOTAL REVENUE	NEW CONTRACTS	GENERAL BUILDING	MANUFACTURING	POWER	WATER SUPPLY	SEWER / WASTE	INDUS. / PETROLEUM	TRANSPORTATION	HAZARDOUS WASTE	TELECOM	
301	278	MARTIN PETERSEN CO. INC., Kenosha, Wis.	M	46.0	43.0	40	20	0	0	0	40	0	0	0
302	303	DOUGLASS COLONY GROUP, Commerce City, Colo. ³⁰²	R	45.6	51.3	100	0	0	0	0	0	0	0	0
303	269	GSL ELECTRIC, Sandy, Utah	E	45.6	38.8	20	20	0	0	30	25	0	0	5
304	233	ANDERSON DRILLING INC., Lakeside, Calif.	X	45.5	41.9	22	4	15	1	3	3	52	2	1
305	298	VELLUTINI CORP. DBA ROYAL ELECTRIC CO., Sacramento, Calif.	E	45.3	59.0	40	0	0	0	0	0	60	0	0
306	313	BUIST ELECTRIC, Byron Center, Mich.	E	45.2	35.0	50	10	0	0	0	35	0	0	5
307	340	W. BRADLEY ELECTRIC INC., Novato, Calif.	E	45.0	45.0	75	0	0	0	0	0	5	0	20
308	**	C.J. HUGHES CONSTRUCTION CO INC., Huntington, W.Va.	U	45.0	50.0	0	0	0	10	20	0	0	0	0
309	471	LINDE CORP., Pittston, Pa.	U	45.0	51.0	0	0	0	15	5	80	0	0	0
310	347	SCHREIBER ROOFING, Wixom, Mich.	R	45.0	45.0	15	70	0	0	0	15	0	0	0
311	280	C.A. LINDMAN COS., Jessup, Md.	MA	44.9	38.5	92	0	0	4	0	4	0	0	0
312	**	MID-CITY ELECTRIC CO., Columbus, Ohio	E	44.5	28.1	30	8	0	0	0	13	0	0	9
313	324	ALAKAI MECHANICAL CORP., Honolulu, Hawaii	M	44.3	47.2	100	0	0	0	0	0	0	0	0
314	**	SYSTEMS CONTRACTING CORP, El Dorado, Ark.	M	44.2	44.2	0	5	5	0	0	85	0	0	0
315	424	SKIHI ENTERPRISES LTD., Fort Worth, Texas	M	44.1	18.1	100	0	0	0	0	0	0	0	0
316	282	CENTURY CONCRETE, Virginia Beach, Va.	C	44.0	38.0	35	5	0	0	15	5	35	0	0
317	170	YEAROUT MECHANICAL INC., Albuquerque, N.M.	M/SH	43.9	40.0	70	20	0	0	5	5	0	0	0
318	**	PAL ENVIRONMENTAL SERVICES, Long Island City, N.Y. ³¹⁸	A	43.8	52.0	45	0	0	0	0	0	0	55	0
319	497	G.M. MCCROSSIN INC., Bellefonte, Pa.	C/M	43.4	NA	20	0	5	0	65	10	0	0	0
320	258	QUALITY PLUS SERVICES INC., Petersburg, Va.	M/E	43.1	42.5	1	34	15	0	0	43	0	8	0
321	285	ERSHIGS INC., Bellingham, Wash.	M	43.0	73.8	0	1	68	0	1	28	0	2	0
322	139	MCHUGH CONCRETE CONSTRUCTION, Chicago, Ill.	C	43.0	170.0	70	0	0	0	20	0	10	0	0
323	392	TOPCOR COS. LLC, Baton Rouge, La. ³²³	O	42.9	44.7	0	0	2	3	5	80	10	0	0
324	293	BROOKS-BERRY-HAYNIE & ASSOCIATES INC., Mableton, Ga.	E	42.8	42.8	10	0	0	0	0	0	90	0	0
325	362	DURR HEAVY CONSTRUCTION LLC, Harahan, La.	X/D	42.6	40.2	93	0	0	0	2	0	5	0	0
326	**	ENTERPRISE PROPERTIES INC., Omaha, Neb.	C	42.0	40.0	95	0	0	0	5	0	0	0	0
327	455	DESIGN ELECTRIC INC., Charlottesville, Va.	E	41.8	28.9	75	5	0	0	0	5	5	0	10
328	279	BERGER ENGINEERING CO., Dallas, Texas	M	41.6	45.0	80	0	0	0	0	10	0	0	10
329	451	UPCHURCH PLUMBING INC., Greenwood, Miss.	M	41.5	52.6	96	4	0	0	0	0	0	0	0
330	222	WYATT INC., Pittsburgh, Pa.	W	41.2	43.3	100	0	0	0	0	0	0	0	0
331	383	AEVENIA, Moorhead, Minn.	E	41.1	40.0	25	20	20	0	0	15	0	0	20
332	337	ELDECO INC., Greenville, S.C.	E	41.0	46.1	24	66	0	0	0	10	0	0	0
333	391	GREENBERRY INDUSTRIAL, Corvallis, Ore.	M	41.0	75.0	0	30	5	5	0	55	0	5	0
334	336	JOHN A. PENNEY CO. INC., Cambridge, Mass.	E	40.9	11.5	100	0	0	0	0	0	0	0	0
335	403	EDGERTON CONTRACTORS INC., Oak Creek, Wis.	X	40.9	70.1	25	0	48	2	0	0	25	0	0
336	**	PERLECTRIC INC., Fairfax, Va.	E	40.9	53.6	85	5	0	0	0	5	0	0	5
337	396	WAYNE AUTOMATIC FIRE SPRINKLERS INC., Orlando, Fla. ³³⁷	O	40.9	34.0	100	0	0	0	0	0	0	0	0
338	534	E LIGHT ELECTRIC SERVICES INC., Englewood, Colo. ³³⁸	E	40.8	24.8	100	0	0	0	0	0	0	0	0
339	437	JACOBSON & CO. INC., Elizabeth, N.J.	W	40.7	58.4	100	0	0	0	0	0	0	0	0
340	428	ZAHNER, Kansas City, Mo. ³⁴⁰	O	40.7	39.3	100	0	0	0	0	0	0	0	0
341	**	MIDASCO LLC, Elkridge, Md. ³⁴¹	E/O	40.4	42.4	0	0	0	0	0	0	100	0	0
342	460	M&D MECHANICAL CONTRACTORS INC., Decatur, Ala.	M	40.3	35.4	40	50	0	0	0	10	0	0	0
343	273	ACE ELECTRIC INC., Valdosta, Ga.	E	40.3	27.3	40	30	0	0	2	15	3	0	10
344	410	TOWER GLASS INC., Santee, Calif.	G	40.1	38.0	85	0	0	0	0	0	15	0	0
345	**	DANCKER, SELLEW & DOUGLAS, Somerville, N.J. ³⁴⁵	O	40.0	52.0	100	0	0	0	0	0	0	0	0
346	346	LATITE ROOFING & SHEET METAL CO., Pompano Beach, Fla.	R	40.0	41.0	90	5	0	0	0	0	5	0	0
347	**	GREGG ELECTRIC INC., Ontario, Calif.	E	39.9	45.3	25	15	50	0	0	10	0	0	0
348	**	JACK B. HENDERSON CONSTRUCTION CO. INC., Albuquerque, N.M. ³⁴⁸	M	39.8	49.3	50	0	0	0	0	50	0	0	0
349	**	HILL YORK, Fort Lauderdale, Fla.	M	39.8	52.6	100	0	0	0	0	0	0	0	0
350	414	SCHLOUCH INC., Blandon, Pa.	X	39.8	40.0	95	5	0	0	0	0	0	0	0

FOOTNOTES: 302 = SOLAR PV; 318 = REMEDIATION/FIREPROOFING; 323 = CONCRETE AND STEEL RESTORATION; 337 = LIFE SAFETY/FIRE PROTECTION; 338 = RACKING; 340 = ARCHITECTURAL METAL; 341 = SIGNING AND INTELLIGENT TRANSPORTATION SYSTEMS; 345 = CORPORATE INTERIORS; 348 = PROCESS PIPING/PLUMBING

NCM, effective on July 12, is the new name of Nuprecon LP, which acquired CST Environmental in 2008 and MARCOR Remediation Inc. in 2009.

RANK 2011	2010	FIRM TYPE	2010 (\$ MIL.)		MARKETS (% OF 2010 REVENUE)									
			TOTAL REVENUE	NEW CONTRACTS	GENERAL BUILDING	MANUFACTURING	POWER	WATER SUPPLY	SEWER / WASTE	INDUS. / PETROLEUM	TRANSPORTATION	HAZARDOUS WASTE	TELECOM	
351	527	NORTH AMERICAN DISMANTLING CORP., Lapeer, Mich.	D	39.7	56.0	15	50	15	0	0	5	3	10	0
352	**	ENERGY AIR INC., Orlando, Fla.	M	39.5	46.1	90	0	0	1	0	10	0	0	0
353	413	KLEINBERG ELECTRIC INC., New York, N.Y.	E	39.5	9.0	0	0	0	65	0	0	34	1	0
354	416	GOYETTE MECHANICAL CO., Flint, Mich.	M/SH	39.4	43.5	70	30	0	0	0	0	0	0	0
355	420	SHAW ELECTRIC CO., Southfield, Mich.	E	39.3	54.0	43	4	0	0	24	0	0	0	29
356	505	PIPING & EQUIPMENT CO. INC., Wichita, Kan. ³⁵⁶	O	39.2	39.2	0	0	20	0	0	80	0	0	0
357	**	VULCAN INDUSTRIAL CONTRACTORS CO. LLC, Birmingham, Ala.	M	39.2	25.0	0	0	60	0	0	40	0	0	0
358	447	AMERICAN PAN ENTERPRISES CO. INC., Palmetto, Ga.	C	39.0	29.0	60	0	0	0	0	0	40	0	0
359	407	DEE CRAMER INC., Grand Blanc, Mich.	SH	38.9	60.3	85	10	0	0	5	0	0	0	0
360	245	FRISCHHERTZ ELECTRIC CO. INC., New Orleans, La.	E	38.7	68.3	87	5	0	0	0	0	0	0	8
361	418	A & R MECHANICAL CONTRACTORS INC., Urbana, Ill.	M	38.5	14.6	100	0	0	0	0	0	0	0	0
362	435	PHILIPS BROS. ELECTRICAL CONTRACTORS, Glenmoore, Pa.	E	38.3	11.5	32	0	0	10	25	5	25	0	3
363	348	SEEDORFF MASONRY INC., Strawberry Point, Iowa	MA	38.2	37.6	80	0	5	0	0	11	4	0	0
364	351	SPS CORP., Apex, N.C.	G/O	37.9	46.2	90	0	0	0	0	10	0	0	0
365	405	TEXAS SCENIC CO., San Antonio, Texas ³⁶⁵	O	37.6	32.5	100	0	0	0	0	0	0	0	0
366	397	GREGORY ELECTRIC CO. INC., Columbia, S.C.	E	37.3	39.2	35	20	20	0	5	15	0	0	5
367	442	NORTH AMERICAN COATINGS LLC, Mokena, Ill.	P	37.3	41.6	6	0	29	0	0	50	10	0	0
368	381	CENTURY STEEL ERECTORS, Pittsburgh, Pa.	ST	37.1	30.0	40	0	0	0	0	50	10	0	0
369	400	NATIONAL STEEL CITY LLC, Plymouth, Mich.	ST	37.0	NA	20	0	80	0	0	0	0	0	0
370	468	TENNESSEE ELECTRIC CO., Kingsport, Tenn.	E	36.7	68.0	0	0	0	0	0	100	0	0	0
371	432	WEST ELECTRIC GROUP, Colorado Springs, Colo.	E	36.5	36.0	98	0	0	0	0	0	0	0	2
372	427	FD THOMAS INC., Medford, Ore.	P	36.2	56.8	20	10	0	10	20	5	20	15	0
373	499	THOMAS INDUSTRIAL COATINGS INC., Pevely, Mo.	P	36.1	46.6	2	4	10	20	15	14	25	0	10
374	304	BASDEN STEEL CORP., Burleson, Texas	ST	36.1	20.9	100	0	0	0	0	0	0	0	0
375	**	GREENWOOD INDUSTRIES INC., Millbury, Mass.	SH/R	36.0	29.2	100	0	0	0	0	0	0	0	0
376	441	THOMPSON ELECTRIC CO., Sioux City, Iowa	E	35.9	35.9	50	0	0	0	20	30	0	0	0
377	426	DENISON LANDSCAPING INC., Ft. Washington, Md. ³⁷⁷	O	35.8	36.0	69	0	0	0	0	0	0	0	0
378	339	TAYLOR ELECTRIC INC., Salt Lake City, Utah	E	35.4	65.3	90	10	0	0	0	0	0	0	0
379	374	DALMATIAN FIRE INC., Indianapolis, Ind. ³⁷⁹	O	35.1	31.1	75	13	0	0	0	13	0	0	0
380	327	ACTION ELECTRICAL & MECHANICAL CONTRACTORS, Smyrna, Ga. ³⁸⁰	E	35.1	50.0	10	30	20	0	0	30	0	0	10
381	473	FEYEN ZYLSTRA LLC, Grand Rapids, Mich.	E	35.0	40.7	40	15	0	0	8	20	0	0	17
382	406	O.C. MCDONALD CO. INC., San Jose, Calif. ³⁸²	M	34.8	6.3	100	0	0	0	0	0	0	0	0
383	292	KARAS & KARAS GLASS CO. INC., Boston, Mass.	G	34.6	6.3	100	0	0	0	0	0	0	0	0
384	558	UTILITY CONTRACTORS INC. (DBA UCI), Wichita, Kan.	U	34.5	14.8	0	0	0	25	60	15	0	0	0
385	350	CENTRAL CEILINGS INC., South Easton, Mass.	W	34.3	21.1	100	0	0	0	0	0	0	0	0
386	390	CULLUM MECHANICAL CONSTRUCTION INC., Charleston, S.C.	M	34.3	25.1	84	16	0	0	0	0	0	0	0
387	394	CLEVELAND WRECKING CO., Covina, Calif.	D	34.3	36.2	0	20	20	5	0	30	10	15	0
388	408	PRECISION ENVIRONMENTAL CO., Independence, Ohio	A	34.2	44.9	0	0	0	0	0	0	0	100	0
389	363	PRECISION CONCRETE CONSTRUCTION INC., Alpharetta, Ga.	C	34.0	28.0	70	20	0	0	0	0	5	0	0
390	262	BUCKNER COS., Graham, N.C.	ST	33.5	33.5	40	55	0	0	0	0	5	0	0
391	385	CANTERA CONCRETE CO. LLC, Tulsa, Okla.	C	33.3	28.4	82	0	0	0	12	0	6	0	0
392	375	DUNKIN & BUSH INC., Kirkland, Wash.	P	33.2	32.0	0	0	10	10	0	70	10	0	0
393	485	MID-CONTINENTAL RESTORATION, Fort Scott, Kan. ³⁹³	O	33.2	35.0	97	0	0	0	2	0	1	0	0
394	470	RHP MECHANICAL SYSTEMS, Reno, Nev.	M	33.1	33.1	60	0	0	0	0	30	10	0	0
395	357	A-C ELECTRIC CO., Bakersfield, Calif.	E	33.0	14.8	48	0	3	0	8	21	20	0	0
396	215	GIROUX GLASS INC., Los Angeles, Calif.	G	33.0	NA	100	0	0	0	0	0	0	0	0
397	377	SPACECON SPECIALTY CONTRACTORS LLC, Colorado Springs, Colo.	W	33.0	23.5	100	0	0	0	0	0	0	0	0
398	368	MILLER BONDED INC., Albuquerque, N.M.	M/SH	32.8	NA	100	0	0	0	0	0	0	0	0
399	450	H.T. SWEENEY & SON INC., Brookhaven, Pa.	X	32.8	25.5	60	5	15	0	5	5	10	0	0
400	600	WIEGMANN ASSOCIATES, St. Charles, Mo.	M	32.8	19.0	100	0	0	0	0	0	0	0	0

FOOTNOTES: 356 = HEAVY INDUSTRIAL; 365 = STAGE EQUIPMENT; 377 = LANDSCAPING; 379 = FIRE SPRINKLERS; 380 = CARPENTRY; 382 = PLUMBING/PIPING; 393 = MASONRY RESTORATION

RANK 2011	RANK 2010	FIRM TYPE	2010 (\$ MIL.)		MARKETS (% OF 2010 REVENUE)									
			TOTAL REVENUE	NEW CONTRACTS	GENERAL BUILDING	MANUFACTURING	POWER	WATER SUPPLY	SEWER / WASTE	INDUS. / PETROLEUM	TRANSPORTATION	HAZARDOUS WASTE	TELECOM	
451	563	LUSE THERMAL TECHNOLOGIES LLC, Aurora, Ill. ⁴⁵¹	O/A	26.3	28.0	20	0	32	0	0	25	0	23	0
452	333	SUN VALLEY MASONRY INC., Phoenix, Ariz.	MA	26.3	22.3	100	0	0	0	0	0	0	0	0
453	378	HACI MECHANICAL CONTRACTORS INC., Phoenix, Ariz.	M	26.0	28.4	85	5	0	0	5	0	5	0	0
454	384	POWER PIPING CO., Pittsburgh, Pa.	M	26.0	12.5	0	0	20	0	0	80	0	0	0
455	551	LONG PAINTING CO., Kent, Wash.	P	25.9	19.1	30	5	10	10	10	7	15	8	5
456	323	CONCRETE STRUCTURES OF THE MIDWEST INC., West Chicago, Ill.	C	25.8	23.7	67	0	0	0	0	0	33	0	0
457	355	CORNERSTONE DETENTION PRODUCTS INC., Tanner, Ala.	O	25.7	36.0	100	0	0	0	0	0	0	0	0
458	457	APG ELECTRIC INC., Clearwater, Fla.	E	25.7	15.4	75	5	0	0	0	0	0	0	20
459	315	PATRIOT ERECTORS INC., Dripping Springs, Texas	ST	25.6	11.9	55	11	0	0	0	0	34	0	0
460	490	DEL MONTE ELECTRIC, Dublin, Calif.	E	25.6	23.0	100	0	0	0	0	0	0	0	0
461	**	READY ELECTRIC CO. INC., Louisville, Ky.	E	25.6	25.0	50	5	10	0	0	35	0	0	0
462	356	LANDCOAST INSULATION INC., New Iberia, La. ⁴⁶²	O	25.5	15.0	0	0	30	0	0	70	0	0	0
463	**	CRUX SUBSURFACE INC., Spokane, Wash. ⁴⁶³	O	25.4	56.8	1	0	69	18	0	0	12	0	0
464	306	TESTA CORP., Wakefield, Mass.	D	25.3	28.5	9	11	0	0	10	12	53	5	0
465	**	LOUISIANA CHEMICAL DISMANTLING CO., Kenner, La.	D	25.2	16.8	0	0	0	0	0	100	0	0	0
466	445	YOUNG PLUMBING & HEATING, Waterloo, Iowa	M	25.1	24.7	78	22	0	0	0	0	0	0	0
467	472	KOVACH INC., Chandler, Ariz.	SH	25.0	25.3	100	0	0	0	0	0	0	0	0
468	543	JOSLIN CONSTRUCTION, Porter, Texas	U	24.7	30.0	100	0	0	0	0	0	0	0	0
469	**	ROTONDO WEIRICH ENTERPRISES INC., Lederach, Pa. ⁴⁶⁹	O	24.7	22.3	100	0	0	0	0	0	0	0	0
470	449	DALEY'S DRYWALL, Campbell, Calif.	W	24.3	21.8	100	0	0	0	0	0	0	0	0
471	**	MIDWEST SERVICE GROUP, St. Peters, Mo.	A	24.3	24.3	20	0	0	0	0	0	0	80	0
472	488	KOONTZ ELECTRIC CO. INC., Morrilton, Ark.	E	24.2	31.1	5	10	40	35	0	10	0	0	0
473	492	A & B MECHANICAL CONTRACTORS INC., Salt Lake City, Utah	M	24.2	25.2	100	0	0	0	0	0	0	0	0
474	561	BROADWAY ELECTRIC INC., Elk Grove Village, Ill.	E	24.0	18.0	80	0	0	0	0	10	0	0	10
475	512	C.P. WARD INC., Scottsville, N.Y. ⁴⁷⁵	O	24.0	26.6	5	0	0	5	5	0	85	0	0
476	465	SOWLES CO., Eagan, Minn.	ST	23.7	12.9	30	10	5	10	10	20	10	0	5
477	**	AMS ELECTRIC INC., Dublin, Calif.	E	23.7	17.0	100	0	0	0	0	0	0	0	0
478	577	WAYNE'S ROOFING INC., Sumner, Wash.	R	23.7	16.8	89	0	0	0	0	0	0	0	1
479	550	MIDWEST STEEL CO. INC., Houston, Texas	D	23.7	21.7	0	0	0	0	0	100	0	0	0
480	528	ACME ELECTRIC, Lubbock, Texas	E	23.6	38.8	40	0	0	0	60	0	0	0	0
481	491	R.T. MOORE CO. INC., Indianapolis, Ind.	M	23.6	NA	100	0	0	0	0	0	0	0	0
482	**	BUILDING SERVICE INC., Milwaukee, Wis. ⁴⁸²	W	23.6	24.4	55	45	0	0	0	0	0	0	0
483	556	PETILLO INC., Flanders, N.J. ⁴⁸³	X	23.5	14.2	89	0	0	0	0	0	11	0	0
484	456	PREMIER ELECTRICAL CORP., Brooklyn Park, Minn.	E	23.4	32.0	20	10	0	0	20	10	35	0	5
485	**	ABSCOPE ENVIRONMENTAL INC., Canastota, N.Y. ⁴⁸⁵	O	22.8	18.0	0	0	0	0	0	0	0	100	0
486	**	COFFMAN EXCAVATION LLC, Oregon City, Ore.	X/U	22.8	12.5	15	50	0	0	15	0	20	0	0
487	**	WEIFIELD GROUP CONTRACTING, Denver, Colo.	E	22.6	18.6	84	1	5	0	8	2	0	0	0
488	489	MARR SCAFFOLDING CO., Boston, Mass. ⁴⁸⁸	O	22.6	15.1	0	0	0	0	0	0	0	0	0
489	**	BAYVIEW ENVIRONMENTAL SERVICES INC., Oakland, Calif.	A/D	22.5	22.5	10	10	0	0	5	10	5	40	10
490	555	UNITED RIGGERS & ERECTORS INC., Walnut, Calif.	C/M	22.4	34.0	25	10	10	0	30	25	0	0	0
491	430	POMEROY ELECTRIC INC., Deerfield Beach, Fla.	E	22.3	18.3	100	0	0	0	0	0	0	0	0
492	**	ENVIRONMENTAL REMEDIATION SERVICES INC., Schenectady, N.Y.	A	22.2	24.0	0	60	0	0	0	20	0	20	0
493	**	ERSI, Schenectady, N.Y.	A	22.2	27.0	0	60	10	0	0	20	0	10	0
494	365	COMMERCIAL ROOFERS INC., Las Vegas, Nev.	R	22.0	22.0	100	0	0	0	0	0	0	0	0
495	**	METRO MECHANICAL INC., Bolton, Miss.	M	22.0	24.0	100	0	0	0	0	0	0	0	0
496	568	GRAZZINI BROTHERS & CO., Eagan, Minn. ⁴⁹⁶	O	21.9	22.4	100	0	0	0	0	0	0	0	0
497	554	JOHNSON-DAVIS INC., Lantana, Fla.	U	21.8	21.8	0	0	0	10	90	0	0	0	0
498	234	S3H INC., Las Vegas, Nev.	M	21.8	18.5	100	0	0	0	0	0	0	0	0
499	574	GAINES AND CO., Reisterstown, Md.	U	21.8	26.0	95	0	5	0	0	0	0	0	0
500	**	DECCO INC., Brookline, N.H.	M	21.6	21.6	10	60	10	0	0	10	0	0	0

FOOTNOTES: 451 = MECHANICAL INSULATION; 462 = INSULATION, FIREPROOFING; 463 = GEOTECHNICAL DRILLING; 469 = PREFAB MODULAR PRECAST CONSTRUCTION; 475 = HIGHWAY HEAVY; 482 = FLOORING; 483 = SITEWORK; 485 = SOIL REMEDIATION; 488 = CERAMIC TILE, TERRAZZO, DIMENSIONAL STONE

MARKETS (% OF 2010 REVENUE)

RANK 2011	RANK 2010	FIRM TYPE	2010 (\$ MIL.)		MARKETS (% OF 2010 REVENUE)										
			TOTAL REVENUE	NEW CONTRACTS	GENERAL BUILDING	MANUFACTURING	POWER	WATER SUPPLY	SEWER / WASTE	INDUS. / PETROLEUM	TRANSPORTATION	HAZARDOUS WASTE	TELECOM		
501	559	CAMPITO PLUMBING & HEATING INC., Latham, N.Y.	M	21.6	9.8	100	0	0	0	0	0	0	0	0	0
502	503	ADVANCETEC LLC, Richmond, Va. ⁵⁰²	O	21.5	20.0	0	60	0	0	0	10	0	0	0	0
503	334	ONCORE CONSTRUCTION LLC, Bladensburg, Md.	C	21.5	26.7	100	0	0	0	0	0	0	0	0	0
504	502	GRIFFIN DEWATERING CORP., Houston, Texas ⁵⁰⁴	O	21.4	21.4	12	0	20	23	15	25	5	0	0	0
505	484	A.J. MONIER & CO. INC., San Antonio, Texas	M	21.0	28.0	10	5	0	0	0	0	0	0	0	0
506	552	SPECIALTY FINISHES INC., Atlanta, Ga.	P	21.0	24.0	100	0	0	0	0	0	0	0	0	0
507	481	CSE INC., Madison Heights, Va.	ST	20.8	22.0	30	25	0	0	0	45	0	0	0	0
508	579	MILLER & ANDERSON INC., Clear Brook, Va.	M	20.7	14.3	80	15	0	0	5	0	0	0	0	0
509	517	BAMCO INC., Middlesex, N.J.	W	20.7	16.3	100	0	0	0	0	0	0	0	0	0
510	401	ATS DRILLING INC., Fort Worth, Texas	X	20.5	24.9	25	0	5	0	0	0	70	0	0	0
511	573	ALLSOUTH SUBCONTRACTORS INC., Birmingham, Ala. ⁵¹¹	R	20.5	26.1	85	10	0	0	5	0	0	0	0	0
512	**	MARNE CONSTRUCTION, Orange, Calif. ⁵¹²	C/O	20.5	12.6	75	0	0	0	0	0	25	0	0	0
513	593	JERRY THOMPSON & SONS PAINTING INC., San Rafael, Calif.	P	20.4	13.0	85	5	0	0	0	0	5	5	0	0
514	580	O'ROURKE WRECKING CO., Cincinnati, Ohio	D	20.2	19.4	32	20	10	0	10	25	0	3	0	0
515	**	OLD NORTH STATE MASONRY LLC, Matthews, N.C.	MA	20.0	22.6	100	0	0	0	0	0	0	0	0	0
516	575	KING OF TEXAS ROOFING CO. LP, Grand Prairie, Texas	R	20.0	24.0	90	10	0	0	0	0	0	0	0	0
517	480	ASCHER BROTHERS CO. INC., Chicago, Ill.	P	20.0	20.0	100	0	0	0	0	0	0	0	0	0
518	533	DEE BROWN INC., Dallas, Texas	MA	19.8	19.8	100	0	0	0	0	0	0	0	0	0
519	**	IHP INDUSTRIAL INC., St. Joseph, Mo.	M	19.8	9.2	35	40	0	0	0	25	0	0	0	0
520	**	WAYNE BROTHERS INC., Kannapolis, N.C. ⁵²⁰	C	19.5	23.2	10	25	10	10	10	25	10	0	0	0
521	504	EHRET INC., Belleville, Ill.	M/U	19.5	12.6	76	0	0	24	0	0	0	0	0	0
522	**	HARGROVE ELECTRIC CO. INC., Dallas, Texas	E	19.2	12.5	50	20	5	0	0	20	0	0	5	0
523	522	HELLER ELECTRIC CO. INC., Brandywine, Md.	E	19.2	13.3	80	5	0	0	0	0	0	0	15	0
524	585	INSULATION SPECIALTIES INC., Hopewell, Va. ⁵²⁴	O/A	19.1	10.1	11	0	52	0	0	9	0	28	0	0
525	545	SIERRA PACIFIC WEST INC., Vista, Calif.	X	19.0	21.0	5	0	0	0	0	0	95	0	0	0
526	542	GRIBBINS INSULATION CO. INC., Evansville, Ind. ⁵²⁶	O	18.8	18.8	20	15	25	0	0	40	0	0	0	0
527	495	PPMI CONSTRUCTION CO., Evansville, Ind.	M	18.7	27.0	30	40	0	10	10	10	0	0	0	0
528	596	GOODMAN DECORATING CO., Atlanta, Ga.	P/W	18.5	6.0	90	0	0	0	0	10	0	0	0	0
529	**	IESMARTSYSTEMS LLC, Houston, Texas ⁵²⁹	E	18.5	18.4	90	0	0	0	0	0	5	0	5	0
530	**	TRAFFIC CONTROL SERVICES DBA FLAGGER FORCE, Middletown, Pa. ⁵³⁰	O	18.5	18.5	0	0	0	10	5	0	20	0	0	0
531	513	W.B. GUIMARIN & CO., Columbia, S.C.	M	18.4	16.2	90	10	0	0	0	0	0	0	0	0
532	**	ENVIRONMENTAL HOLDINGS GROUP LLC, Morrisville, N.C.	A	18.4	20.4	0	0	0	0	0	0	0	100	0	0
533	**	TRUEDELL CORP., Tempe, Ariz. ⁵³³	O	18.2	19.7	15	0	15	8	7	0	55	0	0	0
534	501	SHELLEY ELECTRIC INC., Wichita, Kan.	E	18.2	12.3	10	10	0	0	50	20	5	0	0	0
535	**	KASSELMAN ELECTRIC CO. INC., Albany, N.Y.	E	17.8	19.4	65	10	0	0	0	0	0	0	25	0
536	**	KMT PAINTING & DECORATING LLC, New Orleans, La.	P	17.7	15.5	95	0	0	0	0	0	5	0	0	0
537	**	KIMMEL MECHANICAL, Denver, Colo.	M	17.5	9.9	100	0	0	0	0	0	0	0	0	0
538	**	ROOF SYSTEMS OF VIRGINIA INC., Richmond, Va.	R/SH	17.5	18.3	65	10	0	0	5	20	0	0	0	0
539	494	SHORELINE FOUNDATION INC., Pembroke Park, Fla. ⁵³⁹	O	17.4	21.8	0	0	0	25	10	0	40	0	0	0
540	578	ARC ABATEMENT, Waco, Texas	A	17.3	19.4	0	0	0	0	0	0	0	100	0	0
541	594	BHW SHEET METAL CO., Jonesboro, Ga.	SH	17.2	5.8	0	0	0	0	0	0	0	0	0	0
542	546	MILLER DRUCK SPECIALTY CONTRACTING INC., New York, N.Y. ⁵⁴²	O	17.2	33.4	93	0	0	2	0	0	5	0	0	0
543	590	EASTERN WATERPROOFING & RESTORATION CO. INC., Jessup, Md.	C/MA	17.1	13.0	95	0	0	5	0	0	0	0	0	0
544	**	ESA INC., North Sioux City, S.D.	A	17.1	7.0	0	0	0	0	0	0	0	100	0	0
545	**	DEMOLITION & ASBESTOS REMOVAL INC., Greensboro, N.C.	A	17.0	17.9	10	0	0	0	0	0	0	90	0	0
546	**	MASCAL ELECTRIC INC., Dekalb, Ill.	E	17.0	17.0	50	30	0	0	20	0	0	0	0	0
547	560	INTEX ELECTRICAL CONTRACTORS INC., Forney, Texas	E	17.0	11.8	100	0	0	0	0	0	0	0	0	0
548	570	EVERGREEN ARCHITECTURAL ARTS INC., New York, N.Y. ⁵⁴⁸	O/P	16.5	20.0	100	0	0	0	0	0	0	0	0	0
549	**	SNOW JR. & KING INC., Norfolk, Va.	MA	16.5	14.0	100	0	0	0	0	0	0	0	0	0
550	**	KEYSTONE CONSTRUCTORS INC., Gaffney, S.C. ⁵⁵⁰	M	16.4	16.4	0	30	10	0	0	60	0	0	0	0

FOOTNOTES: 502 = CLEANROOM CONSTRUCTION; 504 = DEWATERING; 511 = FIREPROOFING; 512 = ARCHITECTURAL HARDSCAPE/DECORATIVE CONCRETE; 520 = GRADING/SITE WORK; 524 = INSUL./SCAFFOLD; 526 = MECHANICAL INSULATION; 529 = LOW VOLTAGE; 530 = TRAFFIC CONTROL SERVICES; 533 = CONCRETE REPAIR; 539 = MARINE FOUNDATIONS; 542 = STONE/TILE; 548 = PLASTER/RESTORATION; 550 = FABRICATION

MARKETS (% OF 2010 REVENUE)

RANK 2011	RANK 2010	FIRM TYPE	2010 (\$ MIL.)		MARKETS (% OF 2010 REVENUE)										
			TOTAL REVENUE	NEW CONTRACTS	GENERAL BUILDING	MANUFACTURING	POWER	WATER SUPPLY	SEWER / WASTE	INDUS. / PETROLEUM	TRANSPORTATION	HAZARDOUS WASTE	TELECOM		
551	**	LOS ANGELES AIR CONDITIONING INC., La Verne, Calif.	M	16.3	10.1	100	0	0	0	0	0	0	0	0	0
552	**	IMS MASONRY INC., Lindon, Utah	MA	16.2	11.5	97	2	0	0	0	1	0	0	0	0
553	595	MASONRY ARTS INC., Bessemer, Ala.	MA	16.2	9.9	97	0	0	0	0	3	0	0	0	0
554	**	AAC CONTRACTING INC., Rochester, N.Y.	A	16.0	18.0	98	0	0	0	0	2	0	0	0	0
555	521	VULCAN PAINTERS INC., Bessemer, Ala.	P	15.9	15.9	10	5	20	10	25	25	0	5	0	0
556	**	THE ROCKWELL GROUP INC., Freepport, Ill.	W	15.7	19.1	100	0	0	0	0	0	0	0	0	0
557	**	PEOPLES ELECTRICAL CO. INC., St. Paul, Minn.	E	15.7	9.5	65	0	0	0	0	0	5	0	20	0
558	**	SERVICE PAINTING OF FL, Fort Myers, Fla.	P	15.6	16.1	50	0	0	25	5	15	5	0	0	0
559	**	PIEDMONT MECHANICAL INC., Spartanburg, S.C.	M	15.5	12.9	0	70	10	0	20	0	0	0	0	0
560	**	WESTMORELAND ELECTRIC INC., Pittsburgh, Pa.	E	15.4	16.6	70	0	0	0	5	0	0	0	25	0
561	582	FENTON RIGGING CO. & CONTRACTING INC., Cincinnati, Ohio ⁵⁶¹	C/ST	15.4	15.4	10	20	5	0	0	20	45	0	0	0
562	**	GROSS MECHANICAL CONTRACTORS INC., St. Louis, Mo.	M	15.3	15.3	0	6	16	0	9	68	0	0	0	0
563	**	COATINGS UNLIMITED INC., St. Louis, Mo.	P	15.2	8.7	0	20	40	10	0	30	0	0	0	0
564	**	IACOBONI SITE SPECIALISTS INC., Baltimore, Md.	U	15.2	13.0	70	0	0	10	10	0	0	0	10	0
565	599	JAMES CRAFT & SON INC., York Haven, Pa.	M	15.0	12.5	100	0	0	0	0	0	0	0	0	0
566	**	JONOVICH COS. INC., Globe, Ariz.	M/U	15.0	25.0	0	0	0	20	50	30	0	0	0	0
567	519	W.D. MANOR MECHANICAL CONTRACTORS INC., Phoenix, Ariz.	M	15.0	20.0	100	0	0	0	0	0	0	0	0	0
568	**	MOUNTAIN CREEK CONTRACTORS INC., Catawba, N.C.	C	15.0	19.0	0	0	0	0	0	0	100	0	0	0
569	**	R. BAKER & SON ALL INDUSTRIAL SERVICES, Red Bank, N.J.	D	15.0	15.0	5	20	0	0	0	70	0	5	0	0
570	**	ADAMS & SMITH INC., Lindon, Utah	ST	14.9	11.7	10	0	0	0	0	10	80	0	0	0
571	**	HIGH LIGHT ELECTRIC INC., Riverside, Calif.	E	14.9	6.4	0	0	0	0	0	0	0	0	0	0
572	**	HAMLIN ROOFING CO. INC., Garner, N.C.	R	14.8	16.6	100	0	0	0	0	0	0	0	0	0
573	**	LAYDON INDUSTRIES LLC, New Haven, Conn. ⁵⁷³	X/D	14.8	10.2	0	0	0	10	10	0	80	0	0	0
574	**	GRAYDAZE CONTRACTING INC., Alpharetta, Ga.	P	14.7	18.0	49	45	1	0	5	0	0	0	0	0
575	**	QUALITY INTERIORS INC., Indianapolis, Ind.	W	14.7	10.7	90	5	0	0	0	5	0	0	0	0
576	**	ALLSTATE TOWER CO. INC., Henderson, Ky.	ST	14.6	18.2	0	0	10	5	0	0	5	0	70	0
577	**	ENTERPRISE ROOFING SERVICE, Concord, Calif.	R	14.5	14.5	100	0	0	0	0	0	0	0	0	0
578	**	L&H AIRCO, Rocklin, Calif. ⁵⁷⁸	O	14.5	6.9	90	0	0	0	0	0	10	0	0	0
579	**	COMPREHENSIVE ENERGY SERVICES INC., Longwood, Fla.	M	14.4	17.5	95	5	0	0	0	0	0	0	0	0
580	**	RIG-UP SERVICES INC., Channelview, Texas ⁵⁸⁰	E/O	14.3	16.7	0	0	36	0	0	64	0	0	0	0
581	**	DESIGNER'S SPECIALTY MILLWORK, Fort Lauderdale, Fla. ⁵⁸¹	O	14.3	15.1	100	0	0	0	0	0	0	0	0	0
582	498	HARDROCK CONCRETE PLACEMENT CO. INC., Phoenix, Ariz.	C	14.1	15.5	100	0	0	0	0	0	0	0	0	0
583	598	FIVE ARROWS INC., Tampa, Fla.	P	13.7	11.6	82	7	3	1	0	4	3	0	0	0
584	**	INTERIOR TECHNOLOGY INC., Portland, Ore. ⁵⁸⁴	O	13.7	14.5	90	5	0	0	0	0	0	0	0	0
585	**	BUESING CORP., Phoenix, Ariz. ⁵⁸⁵	X/O	13.7	12.2	55	0	0	4	0	0	8	0	0	0
586	567	WHEELER ELECTRIC INC., Idaho Falls, Idaho	E	13.6	8.3	13	0	4	0	0	62	19	0	1	0
587	**	DAVCO ELECTRICAL CONTRACTORS CORP., Boynton Beach, Fla.	E	13.5	14.3	100	0	0	0	0	0	0	0	0	0
588	**	HIGH PURITY SYSTEMS INC., Manassas, Va.	M	13.3	13.1	0	52	0	0	0	5	0	0	0	0
589	**	GENERAL EXCAVATING, Lincoln, Neb. ⁵⁸⁹	U	13.2	13.2	10	0	0	20	30	0	0	0	30	0
590	**	OGEECHEE STEEL INC., Swainsboro, Ga.	ST	13.1	15.0	100	0	0	0	0	0	0	0	0	0
591	**	BENISE DOWLING & ASSOCIATES INC., Atlanta, Ga.	P	13.0	4.4	85	10	0	0	0	5	0	0	0	0
592	**	TRIAD MECHANICAL INC., Portland, Ore. ⁵⁹²	O	13.0	6.6	0	0	0	13	38	21	28	0	0	0
593	**	APEX IMAGING SERVICES, Pomona, Calif.	P/W	12.9	14.7	100	0	0	0	0	0	0	0	0	0
594	**	JEZOWSKI & MARKEL CONTRACTORS INC., Orange, Calif. ⁵⁹⁴	C/O	12.9	18.7	75	0	0	0	0	0	25	0	0	0
595	**	BROWN MECHANICAL CONTRACTORS INC., Birmingham, Ala.	M	12.7	15.3	75	25	0	0	0	0	0	0	0	0
596	562	J A CROSON LLC, Sorrento, Fla.	M	12.7	25.7	100	0	0	0	0	0	0	0	0	0
597	**	HARTY MECHANICAL, Austin, Minn.	M	12.6	10.1	98	0	0	0	0	2	0	0	0	0
598	**	BUILDERS PLUS INC., Boynton Beach, Fla. ⁵⁹⁸	C	12.6	9.5	80	20	0	0	0	0	0	0	0	0
599	**	MELE & MELE & SONS INC., Braddock, Pa. ⁵⁹⁹	M/X	12.5	10.0	20	0	0	20	20	0	20	0	0	0
600	**	ROADWAY ELECTRIC LLC, Phoenix, Ariz.	E	12.4	11.3	0	0	0	0	0	0	100	0	0	0

FOOTNOTES: 561 = RIGGING; 573 = PAVING; 578 = ENERGY MANAGEMENT SYSTEMS; 580 = STEEL FABRICATION; 581 = MILLWORK; 584 = SPACE DIVISION, FIRE/LIFE SAFETY, ACOUSTICS, DAY LIGHTING; 585 = SHORING & SOLAR GROUND MOUNT; 589 = HOURLY ENVIRONMENTAL MATERIAL SALES; 592 = HEAVY INDUSTRIAL; 594 = ARCHITECTURAL HARDSCAPE/DECORATIVE CONCRETE; 598 = TILT UP; 599 = LANDSCAPE

Where to find the Top 600

FIRM	RANK	FIRM	RANK	FIRM	RANK	FIRM	RANK
A							
A & B Mechanical Contractors Inc.	473	Bergelectric Corp.	23	Coffman Excavation LLC	486	Elkhorn Holdings Inc.	70
A & R Mechanical Contractors Inc.	361	Berger Engineering Co.	328	Collins Electrical Co. Inc.	225	Davis H. Elliot Co. Inc.	89
AAC Contracting Inc.	554	Berkel & Co. Contractors Inc.	120	Comfort Systems USA Inc.	7	EMCOR Group Inc.	1
Abscope Environmental Inc.	485	Bermudez, Longo, Diaz-Masso LLC	177	Commercial Roofers Inc.	494	Enclos Corp.	79
A-C Electric Co.	395	Best Contracting Services Inc.	196	Commonwealth Electric Co. of the Midwest	215	Energy Air Inc.	352
Acco Engineered Systems Inc.	17	BHW Sheet Metal Co.	541	ComNet Communications LLC	220	Enterprise Properties Inc.	326
Ace Electric Inc.	343	Bierlein Demolition & Dismantling	206	Comprehensive Energy Services Inc.	579	Enterprise Roofing Service	577
Acme Electric	480	Bigge Crane and Rigging Co.	52	Concrete General Inc.	227	Envirocon Inc.	117
Acousti Engineering Co. of FL	119	Birdair Inc.	299	Concrete Strategies LLC	216	Environmental Holdings Group LLC	532
Acoustic Ceiling and Partition Co.	448	Bomel Construction Co. Inc.	193	Concrete Structures of the Midwest Inc.	456	Environmental Remediation Services Inc.	492
Action Electrical & Mechanical Contractors	380	Borderland Construction Co. Inc.	289	Condon Johnson & Assoc. Inc.	200	Environmental Restoration LLC	145
Adams & Smith Inc.	570	E.S. Boulos Co.	269	Continental Electrical Construction Co.	166	ERMCO Inc.	172
AdvanceTEC LLC	502	W.E. Bowers	20	Cornerstone Detention Products Inc.	457	Ershigs Inc.	321
Aevenia	331	W. Bradley Electric Inc.	307	Corval Group Inc.	100	ERSI	493
J. F. Ahern Co.	59	Brand Energy and Infrastructure Services Inc.	4	James Craft & Son Inc.	565	ESA Inc.	544
Ajay Glass & Mirror Co. Inc.	432	Brandenburg Industrial Service Co.	107	Dee Cramer Inc.	359	Evans Roofing Co. Inc.	424
Alakai Mechanical Corp.	313	Broadway Electric Inc.	474	Critchfield Mechanical Inc.	84	EverGreene Architectural Arts Inc.	548
Aldridge Electric Inc.	44	The Brock Group	5	J A Croson LLC	596	F	
All State Construction Inc.	438	Brooks-Berry-Haynie & Associates Inc.	324	Crown Corr Inc.	209	FabArc Steel Supply Inc.	164
H. R. Allen Inc.	422	Brown Mechanical Contractors Inc.	595	Crux Subsurface Inc.	463	Faith Technologies Inc.	51
AllSouth Subcontractors Inc.	511	Dee Brown Inc.	518	CSE Inc.	507	The Farfield Co.	208
Allstate Tower Co. Inc.	576	Bruce & Merrilees Electric Co.	278	CSI Electrical Contractors Inc.	233	Faulconer Construction Co. Inc.	245
Alpha Video & Audio Inc.	443	Bryant-Durham Electric Co. Inc.	255	Cullum Mechanical Construction Inc.	386	Fenton Rigging Co. & Contracting Inc.	561
Alterman	205	Buckner Cos.	390	Cummings Electrical Inc.	150	Ferguson	439
American Pan Enterprises Co. Inc.	358	Buesing Corp.	585	Cupertino Electric Inc.	28	Feyen Zylstra LLC	381
American Technologies Inc.	153	Builders Plus Inc.	598	D			
Amex Nooter LLC	251	Building Service Inc.	482	Daley's Drywall	470	Fiore & Sons Inc.	271
AMS Electric Inc.	477	Buist Electric	306	Dalmatian Fire Inc.	379	Fischbach & Moore Electric Group LLC	437
Anderson Drilling Inc.	304	Bulldog Group Inc.	418	Dancker, Sellow & Douglas	345	Fisk	29
Apex Imaging Services	593	Burns & Scalo Roofing Co. Inc.	431	Danny's Construction Co. Inc.	430	Five Arrows Inc.	583
APG Electric Inc.	458	C				Foley Co.	163
APi Group Inc.	6	Cache Valley Electric Co.	68	Davco Electrical Contractors Corp.	587	Foundation Constructors Inc.	249
Apollo Mechanical Contractors	98	Caid Industries	414	M.C. Dean Inc.	9	Fountain Construction Co. Inc.	243
ARC Abatement	540	California Drywall Co.	274	DECCO Inc.	500	Freestate Electrical Service Co.	154
Architectural Glass & Aluminum Co. Inc.	228	The Campbell Cos.	232	Del Monte Electric	460	Fresh Meadow Mechanical Corp.	134
Ardent Services LLC	159	Campito Plumbing & Heating Inc.	501	A.C. Dellovade Inc.	199	Frischhertz Electric Co. Inc.	360
Area Erectors Inc.	270	J.C. Cannistraro LLC	125	Delta Diversified Enterprises Inc.	160	Furmanite Corp.	36
Ascher Brothers Co. Inc.	517	Cannon & Wendt Electric Co. Inc.	405	Demolition & Asbestos Removal Inc.	545	G	
Aschinger Electric Co.	423	Cantera Concrete Co. LLC	391	Denison Landscaping Inc.	377	Gaines and Co.	499
ATS Drilling Inc.	510	Capform Inc.	143	Design Electric Inc.	327	Gamma USA Inc.	257
Avalotis Corp.	298	Albin Carlson & Co.	268	Designer's Specialty Millwork	581	Gate Precast Co.	99
AZCO Inc.	210	Case Foundation Co.	186	DGC Capital Contracting	403	Gaylor Inc.	75
B							
R. Baker & Son All Industrial Services	569	Casey Industrial Inc.	109	Douglass Colony Group	302	GEM Inc.	142
Baker Concrete Construction Inc.	10	CBO Glass Inc.	287	DRC Emergency Services LLC	53	General Excavating	589
Baker Group	217	CCI Mechanical Inc.	181	Drill Tech Drilling & Shoring Inc.	263	Gill-Simpson	173
BakerTriangle	126	Ceco Construction Group	32	Ducci Electrical Contractors Inc.	175	Giroux Glass Inc.	396
S.B. Ballard Construction Co.	182	Centimark Corp.	22	Dunbar Mechanical Inc.	231	Goodman Decorating Co.	528
BAMCO Inc.	509	Central Ceilings Inc.	385	Dunkin & Bush Inc.	392	Goyette Mechanical Co.	354
Barnhart Crane & Rigging Co.	62	Century Concrete	316	Durr Heavy Construction LLC	325	Graydaze Contracting Inc.	574
Basden Steel Corp.	374	Century Mechanical Contractors Inc.	435	Durr Mechanical Construction Inc.	87	Grazzini Brothers & Co.	496
Otto Baum Co. Inc.	230	Century Steel Erectors	368	DynaTen Corp.	288	John E. Green Co.	42
Bayside Interiors Inc.	292	Cherry Demolition	254	E			
Bayview Environmental Services Inc.	489	W.A. Chester LLC	266	E Light Electric Services Inc.	338	Greenberry Industrial	333
Beard Construction Group LLC	291	Clean Earth Inc.	102	Eastern Waterproofing & Restoration Co. Inc.	543	Greenstar Services Corp.	14
The Beaver Excavating Co.	128	Cleveland Cement Contractors Inc.	300	Edgerton Contractors Inc.	335	Greenwood Industries Inc.	375
The Beldon Group	188	Cleveland Electric Co.	114	Egan Co.	135	Gregg Electric Inc.	347
Benise Dowling & Associates Inc.	591	Cleveland Wrecking Co.	387	Ehret Inc.	521	Gregory Electric Co. Inc.	366
		The Coastal Group	93	E-J Electric Installation Co.	78	Gribbins Insulation Co. Inc.	526
		Coatings Unlimited Inc.	563	EIDeCo Inc.	332	Griffin Dewatering Corp.	504
		Cochran Inc.	94			D.H. Griffin Wrecking Co. Inc.	151

Where to find the Top 600

FIRM	RANK	FIRM	RANK	FIRM	RANK	FIRM	RANK		
Wayne J. Griffin Electric Inc.	37	J		B.T. Mancini Co. Inc.	297	N			
Gross Mechanical Contractors Inc.	562			W.D. Manor Mechanical Contractors Inc.	567				
Group Builders Inc.	235		J & S Mechanical Contractors Inc.	279	Marathon Electrical Contractors Inc.		248	Nabco Mechanical & Electrical Inc.	419
Grunau Co.	178		Jacobson & Co. Inc.	339	Marina Landscape Inc.		261	NASDI LLC	204
GSL Electric	303		Charles E. Jarrell Contracting Inc.	203	Markham Contracting Co. Inc.		280	National Construction Enterprises Inc.	130
Guarantee Electrical Co.	103		Jezowski & Markel Contractors Inc.	594	Marne Construction		512	National Steel City LLC	369
W.B. Guimarin & Co.	531		JMEG LP	121	Maron Electric Co.		295	Nations Roof LLC	194
H			Johnson & Jordan Inc.	404	Marr Scaffolding Co.		488	NCM	56
			Johnson-Davis Inc.	497	Martin Petersen Co. Inc.		301	Nead Organization	250
			Jonovich Cos. Inc.	566	Mascal Electric Inc.		546	New River Electrical Corp.	124
		Joslin Construction	468	Masonry Arts Inc.	553	Newkirk Electric	272		
		B. Frank Joy	420	Mass. Electric Construction Co.	40	The Newtron Group LLC	30		
HACI Mechanical Contractors Inc.	453	K		MasTec Inc.	3	Nicholson Construction Co.	110		
Hamlin Roofing Co. Inc.	572			Matco Electric Corp.	286	D.W. Nicholson Corp.	402		
Harder Mechanical Contractors Inc.	64		K2 Industrial Services Inc.	88	MBR Construction Services Inc.	265	Nooter Construction Co.	41	
Hardrock Concrete Placement Co. Inc.	582		Kalkreuth Roofing & Sheet Metal Inc.	207	McCarl's Inc.	118	Norment Security Group Inc.	273	
Hargrove Electric Co. Inc.	522		Karas & Karas Glass Co. Inc.	383	G.M. McCrossin Inc.	319	North American Coatings LLC	367	
Harris Cos.	72		Kasselmann Electric Co. Inc.	535	McDade-Woodcock Inc.	264	North American Dismantling Corp.	351	
Hartman Walsh Painting Co.	427		Kearney Electric Inc.	421	O.C. McDonald Co. Inc.	382	Northeast Remsco Construction Inc.	138	
Harty Mechanical	597		Kelso-Burnett Co.	218	McGee Brothers Co. Inc.	277	O		
Hatzel & Buehler Inc.	82		KenMor Electric Co. LP	285	McHugh Concrete Construction	322			
M.B. Haynes Corp.	256		Kent Cos. Inc.	229	McKinney Drilling Co.	156		O.S. Interior Systems Inc.	444
Hayward Baker Inc. (a Keller Co.)	34	Keystone Constructors Inc.	550	Mechanical Inc.	101	O'Connell Electric Co. Inc.		148	
Edwin L. Heim Co.	262	KHS&S Contractors	39	Meisner Electric Inc. of Florida	281	O'geechee Steel Inc.		590	
Heinaman Contract Glazing	445	Kimmel Mechanical	537	Mele & Mele & Sons Inc.	599	Oil Capital Electric		222	
Helix Electric Inc.	33	Kimmins Contracting Corp.	240	Mersino Dewatering Inc.	425	Oklahoma Electrical Supply Co.		296	
Heller Electric Co. Inc.	523	Kinetics	54	Adrian L. Merton Inc.	416	Old North State Masonry LLC		515	
Jack B. Henderson Construction Co. Inc.	348	King of Texas Roofing Co. LP	516	Metro Mechanical Inc.	495	Oncore Construction LLC		503	
Henkels & McCoy Inc.	8	Kleinberg Electric Inc.	353	Mid-City Electric Co.	312	Orndorff & Spaid Inc.		449	
HEPACO Inc.	69	Kleinknecht Electric Co. Inc.	415	Mid-Continental Restoration	393	O'Rourke Wrecking Co.	514		
Hermanson Co. LLP	179	KMT Painting & Decoratin LLC	536	Midstate Mechanical Inc.	252	P			
High Concrete Group LLC	139	Koontz Electric Co. Inc.	472	Midwest Service Group	471				
High Light Electric Inc.	571	Kovach Inc.	467	Midwest Drywall Co. Inc.	191		Pacific Coast Steel	74	
High Purity Systems Inc.	588	KPost Co.	411	Midwest Steel Co. Inc.	479		PAL Environmental Services	318	
Hill Mechanical Group	60	L		Midwest Steel Inc.	113		Alex E. Paris Contracting Co. Inc.	244	
Hill York	349		L&H Aircro	578	Miller & Anderson Inc.		508	Parsons Electric	66
Hi-Tech Electric Inc.	241		L.P.R. Construction Co.	236	Miller Bonded Inc.		398	Patriot Erectors Inc.	459
Hussung Mechanical Contractors Inc.	202		Lake Erie Electric Cos.	136	Miller Druck Specialty Contracting Inc.		542	Penhall Co.	73
C.J. Hughes Construction Co Inc.	308		LandCoast Insulation Inc.	462	Miller Electric Co.		61	John A. Penney Co. Inc.	334
Hunt Electric Corp.	47		Latite Roofing & Sheet Metal Co.	346	Miller Pipeline Corp.		50	Peoples Electrical Co. Inc.	557
Hypower Inc.	185		Lawson Mechanical Contractors	260	Mission Bell Manufacturing Co. Inc.	441	Performance Contracting Group Inc.	12	
I			Laydon Industries LLC	573	MKB Construction Inc.	433	Perlectric Inc.	336	
			Lee Co.	144	MLN Co.	212	PermaCold Engineering Inc.	442	
	Iacoboni Site Specialists Inc.		564	Lee Co.	144	MMC Corp	85	Petillo Inc.	483
	icon Mechanical Construction & Eng'g LLC	417	Letsoos Co.	170	MMR Group Inc.	25	Philips Bros. Electrical Contractors	362	
	ieSmartsystems LLC	529	Limbach Facility Services LLC	48	Mobley Industrial Services Inc.	237	PIC Group Inc.	224	
	IHP Industrial Inc.	519	Linde Corp.	309	Mona Electric Group Inc.	192	Piedmont Mechanical Inc.	559	
	IMCOR - Interstate Mechanical Corp.	267	Lindt Corp.	311	A.J. Monier & Co. Inc.	505	Pierce Associates Inc.	131	
	IMS Masonry Inc.	552	C.A. Lindman Cos.	311	R.T. Moore Co. Inc.	481	Pike Electric Corp.	16	
	ISC	55	Long Painting Co.	455	Rex Moore Electrical Contractors & Engrs.	221	The PIPCO Cos. Ltd.	436	
	Inglett & Stubbs LLC	115	Los Angeles Air Conditioning Inc.	551	Morgan Corp	58	Piping & Equipment Co. Inc.	356	
Insulation Specialties Inc.	524	Louisiana Chemical Dismantling Co.	465	Morrow-Meadows Corp.	38	Polk Mechanical Co.	247		
Integrated Electrical Services Inc.	18	Ludvik Electric Co.	187	Morse Electric	169	Pomeroy Electric Inc.	491		
Interior Technology Inc.	584	Luse Thermal Technologies LLC	451	Motor City Electric Co.	63	Port Morris Tile & Marble Corp.	201		
International Chimney Corp.	408	LVI Services Inc.	46	Mountain Creek Contractors Inc.	568	Power Piping Co.	454		
Interstates Cos.	174	M		Murphy Co. Mechanical Contractors & Engineers	91	PPMI Construction Co.	527		
Intex Electrical Contractors Inc.	547		M&D Mechanical Contractors Inc.	342	Murray Co.	133	Precision Concrete Construction Inc.	389	
IPS	226		Malcolm Drilling Co. Inc.	81	Muth Electric Inc.	242	Precision Environmental Co.	388	
Irex Contracting Group	43				MYR Group Inc.	13	Precision Walls Inc.	123	
ISEC Inc.	45						Premier Electrical Corp.	484	
Ivey Mechanical Co.	95								

Where to find the Top 600

FIRM	RANK	FIRM	RANK	FIRM	RANK	FIRM	RANK
Q		Rotondo Weirich Enterprises Inc.	469	Shelley Electric Inc.	534	Sunwest Electric Inc.	428
Quality Interiors Inc.	575	Ryan Inc. Central	189	The Shockey Precast Group	239	Superior Air Handling	293
Quality Plus Services Inc.	320	S		Shoreline Foundation Inc.	539	Superior Rigging & Erecting Co. Inc.	406
Quanta Services Inc.	2	S&F Concrete Contractors Inc.	171	Sierra Pacific West Inc.	525	Sure Steel Inc.	282
R		S3H Inc.	498	Singleton Electric Co. Inc.	198	Swanson & Youngdale Inc.	426
J. Ranck Electric Inc.	258	Sachs Electric Co.	71	SkiHi Enterprises Ltd.	315	H.T. Sweeney & Son Inc.	399
Ready Electric Co. Inc.	461	SAK Construction LLC	214	Smith & Wesson Security Solutions	283	K.R. Swerdfeger Construction Inc.	429
Redwood City Electric Inc.	80	Sarens/Rigging International	407	Snow Jr. & King Inc.	549	Systems Contracting Corp.	314
A.O. Reed & Co.	190	Sauer Holdings Inc.	26	Southern Industrial Constructors Inc.	167	T	
Remco Maintenance LLC	440	Schuster Concrete Construction	162	Southland Industries	19	T.A.S. Commercial Concrete Construction LLC	127
Remedial Construction Services LP	165	SDB Inc.	275	Sowles Co.	476	Taylor Electric Inc.	378
RHP Mechanical Systems	394	Seedorff Masonry Inc.	363	Spacecon Specialty Contractors LLC	397	TDIndustries	31
JE Richards Inc.	183	Seretta Construction Inc.	401	Specialty Finishes Inc.	506	Team Fishel	112
Rig-Up Services Inc.	580	Service Painting of FL	558	Sprig Electric	122	Team Industrial Services	15
RK Mechanical Inc.	116	Shaft Drillers International LLC	86	SPS Corp.	364	Techno Coatings Inc.	276
Roadway Electric LLC	600	Shapiro & Duncan Inc.	176	Standard Drywall Inc.	106	Tecta America Corp.	21
The Roberts Co.	184	Shaw Electric Co.	355	Stark Excavating Inc.	152	Tennessee Electric Co.	370
The Rockwell Group Inc.	556			The State Group	65	Terra Millennium Corp.	108
Rogers Electric	157			Steelfab Inc.	49	Testa Corp.	464
Roof Systems of VA Inc.	538			Steiny and Co. Inc.	246	Texas Scenic Co.	365
Rosendin Electric Inc.	11			Structural	24	Thomas Industrial Coatings Inc.	373
				Sullivan & McLaughlin Cos. Inc.	104		
				Sun Valley Masonry Inc.	452		
				Suntec Concrete Inc.	238		

Where to find the Top 600

FIRM	RANK	FIRM	RANK	FIRM	RANK	FIRM	RANK		
FD Thomas Inc.	372	U		WX		TJ Wies Contracting Inc.	413		
Thompson Electric Co.	376					Wilks Masonry Corp.	290		
Jerry Thompson & Sons Painting Inc.	513		U.S. Engineering Co.		76	W & W Glass LLC	132	The Williams Group	158
Titan Contracting/Horn Industrial Services	77		United Electrical & Instrumentation Ltd.		447	Wachter Inc.	83	Kirk Williams Co.	450
W.G. Tomiko Inc.	219		United Forming Inc.		137	E.S. Wagner Co.	147	Wilson Electric Services Corp.	223
Topcor Cos. LLC	323		United Riggers & Erectors Inc.		490	Waldrop Mechanical Services	434	Worth & Co. Inc.	161
Total Facility Solutions	141		Unity International Group Inc.		105	Walker Engineering Inc.	90	Wyatt Inc.	330
Tower Glass Inc.	344		Universal Builders Supply Inc.		213	Walters & Wolf	67		
Traffic Control Services LLC dba Flagger Force	530		Universal Plant Services Inc.		195	C.P. Ward Inc.	475	Y	
TREVICOS	111		University Mechanical Contractors Inc.		96	R.W. Warner Inc.	412		Yearout Mechanical Inc.
Triad Mechancial Inc.	592	Upchurch Plumbing Inc.	329	Warwick Plumbing & Heating	146	Young Plumbing & Heating	466		
Tri City Electric Co. of Iowa	253	Utility Contractors Inc. (dba UCI)	384	WASCO Inc.	446	YTG LLC	92		
Tri-City Electrical Contractors Inc.	149	V		Wayne Automatic Fire Sprinklers Inc.	337	Z			
The Tri-M Group LLC	284				Wayne Brothers Inc.		520		
Tri-State Drilling Inc.	409		Valley Electric Co. of Mount Vernon Inc.	129	Wayne's Roofing Inc.	478			
Truesdell Corp.	533		Van Ert Electric Co. Inc.	259	Weifield Group Contracting	487	Zahner	340	
Truland Group of Cos.	27		Vaughn Industries LLC	211	Wellington Power Corp.	57			
			Vee-Jay Cement Contracting Co. Inc.	234	West Electric Group	371			
			Veit & Co. Inc.	140	West Valley Construction Co. Inc.	197			
			Vellutini Corp. dba Royal Electric Co.	305	Western Construction Group	97			
			VSC Fire & Security Inc.	155	Westmoreland Electric Inc.	560			
			Vulcan Industrial Contractors Co. LLC	357	Wheeler Electric Inc.	586			
		Vulcan Painters Inc.	555	White Electrical Construction Co.	410				
				Wiegmann Associates	400				